

**RESOLUTION REGARDING THE
BUDGET APPROPRIATION ORDINANCE
FOR THE FISCAL YEAR 2022-2023**

NOW, THEREFORE, BE IT RESOLVED by the Board of Education ("Board") of Mundelein Elementary School District 75 ("the School District"), Lake County, State of Illinois, that T. Rancak, Chief Financial Officer/CSBO, has prepared the budget for the fiscal year beginning July 1, 2022 and ending June 30, 2023.


That the undersigned, duly elected, qualified and acting President of the Board of Education of Mundelein Elementary School District 75 of Lake County, State of Illinois, examined the budget for said School District for the Fiscal Year 2022-2023.

Said budget was duly adopted by the Board of Mundelein Elementary School District 75 of Lake County, State of Illinois, on the 21st day of June, 2022, at an official meeting of the Board of Education immediately following the Public Hearing which was published in the local newspaper 30 days prior to the Public Hearing of said budget.


ADOPTED this 21st day of June, 2022, upon motion, a second, and a roll call vote taken and the members voted as follows:

	Motion	2nd	Members Voting Aye	Members Voting Nay	Members Abstaining	Members Absent
Eric Billittier	<input type="checkbox"/>	<input type="checkbox"/>	<input checked="" type="checkbox"/>	<input type="checkbox"/>	<input type="checkbox"/>	<input type="checkbox"/>
Kristie Fingerhut	<input type="checkbox"/>	<input type="checkbox"/>	<input checked="" type="checkbox"/>	<input type="checkbox"/>	<input type="checkbox"/>	<input type="checkbox"/>
Emily Karl	<input type="checkbox"/>	<input type="checkbox"/>	<input checked="" type="checkbox"/>	<input type="checkbox"/>	<input type="checkbox"/>	<input type="checkbox"/>
Freddy Gallegos	<input type="checkbox"/>	<input type="checkbox"/>	<input type="checkbox"/>	<input type="checkbox"/>	<input type="checkbox"/>	<input checked="" type="checkbox"/>
Alvin Hitzke	<input type="checkbox"/>	<input type="checkbox"/>	<input checked="" type="checkbox"/>	<input type="checkbox"/>	<input type="checkbox"/>	<input type="checkbox"/>
Kevin Holly	<input type="checkbox"/>	<input checked="" type="checkbox"/>	<input checked="" type="checkbox"/>	<input type="checkbox"/>	<input type="checkbox"/>	<input type="checkbox"/>
Raymond Rose	<input checked="" type="checkbox"/>	<input type="checkbox"/>	<input checked="" type="checkbox"/>	<input type="checkbox"/>	<input type="checkbox"/>	<input type="checkbox"/>

ATTEST:



Kristie Fingerhut, Secretary | Board of Education
Mundelein Elementary School District 75



Kevin Holly, President | Board of Education
Mundelein Elementary School District 75

STATE OF ILLINOIS)
) SS
COUNTY OF LAKE)

CERTIFICATE


I, the undersigned, duly elected, qualified and acting Secretary of the Board of Education of MUNDELEIN ELEMENTARY SCHOOL DISTRICT 75, Lake County, State of Illinois, do further certify that on the 21st day of June, 2022, there was a resolution entitled:

**RESOLUTION REGARDING THE
BUDGET APPROPRIATION ORDINANCE
FOR THE FISCAL YEAR 2022-2023**

duly adopted by the Board of Education of MUNDELEIN ELEMENTARY SCHOOL DISTRICT 75, Lake County, State of Illinois, on the 21st day of June, 2022, at an official meeting of the Board of Education.

I do further certify that the deliberations of the Board on the adoption of said resolution were conducted openly, that the vote on the adoption of said resolution was taken openly, that said meeting was held at a specified time and place convenient to the public, that notice of said meeting was duly given to all of the news media requesting such notice, that said meeting was called and held in strict compliance with the provisions of the Open Meetings Act of the State of Illinois, as amended, and with the provisions of the School Code of the State of Illinois, as amended, and that the Board has complied with all of the provisions of said Act and said Code and with all the procedural rules of the Board in conduct of said meeting and in the adoption of said resolution.

Dated this the 21st day of June, 2022.



Kristie Fingerhut, Secretary | Board of Education
Mundelein Elementary School District 75

District Type:

☒ School District
☐ Joint Agreement

ILLINOIS STATE BOARD OF EDUCATION
 School Business Services Division

SCHOOL DISTRICT/JOINT AGREEMENT BUDGET FORM *
July 1, 2022 - June 30, 2023

Accounting Basis:

Accrual

Balanced budget; no Deficit Reduction Plan is required.

Date of Amended Budget:

(MM/DD/YY)

District Name:

Mundelein ESD 75

District RCDT No:

34-049-0750-02

If your FY2022 AFR states that you need to do a deficit reduction plan and your FY2023 budget is balanced, please state the measures you took to have your budget become balanced. (Bckgrnd-Assumpt 25-26)

Budget of Mundelein ESD 75, County of Lake,
 State of Illinois, for the Fiscal Year beginning July 1, 2022 and ending June 30, 2023.

WHEREAS the Board of Education of Mundelein ESD 75,
 County of Lake, State of Illinois, caused to be prepared in tentative form a budget, and the Secretary of this Board has made the same conveniently available to public inspection for at least thirty days prior to final action thereon;

AND WHEREAS a public hearing was held as to such budget on the 21st day of June, 20 22,
 notice of said hearing was given at least thirty days prior thereto as required by law, and all other legal requirements have been complied with;

NOW, THEREFORE, Be it resolved by the Board of Education of said district as follows:

Section 1: That the fiscal year of this school district be and the same hereby is fixed and declared to be
 beginning July 1, 2022 and ending June 30, 2023.

Section 2: That the following budget containing an estimate of amounts available in each Fund, separately, and expenditures from each be
 and the same is hereby adopted as the budget of this school district for said fiscal year.

ADOPTION OF BUDGET

The budget shall be approved and signed below by members of the School Board. Adopted this 21st day of June, 20 22
 by a roll call vote of 6 Yeas, and 0 Nays, to wit:

** MEMBERS VOTING YEA:	** MEMBERS VOTING NAY:
Eric Billittier	
Kristie Fingerhut	
Emily Karl	
Alvin Hitzke	
Kevin Holly	
Raymond Rose	
BOE Member Absent: Freddy Gallegos	

* Based on the 23 Illinois Administrative Code-Part 100 and inconformity with Section 17-1 of the School Code.

** Type in the members who voted "YEA" nor "NAY". Actual school board member signatures are not required for electronic submission.

- (1) A certified copy of this document must be filed with the county clerk within 30 days of adoption as required by Section 18-50 of the Property Tax Code (35 ILCS 200/18-50).
- (2) Districts are required to submit the adopted/amended budget electronically to ISBE within 30 days of adoption or by October 30, whichever comes first. Budgets are submitted to **School Finance Report (SFR)**: <https://sec1.isbe.net/attachmgr/default.aspx>

Please type the member signatures before submitting to ISBE. We do not accept PDF copies.

	A	B	C	D	E	F	G	H	I	J	K	L
1	<i>Begin entering data on EstRev 6-11 and EstExp 12-20 tabs.</i>		(10)	(20)	(30)	(40)	(50)	(60)	(70)	(80)	(90)	
2	Description: Enter Whole Numbers Only	Acct #	Educational	Operations & Maintenance	Debt Service	Transportation	Municipal Retirement/ Social Security	Capital Projects	Working Cash	Tort	Fire Prevention & Safety	
3	ESTIMATED BEGINNING FUND BALANCE (without Student Activity Funds) ¹ as of July 1, 2022		4,361,265	730,144	1,146,843	1,169,539	327,580	3,172,136	1,306,861	0	0	
4	RECEIPTS/REVENUES (without Student Activity Funds)											
5	LOCAL SOURCES	1000	12,971,483	2,561,192	1,806,307	1,342,347	711,710	253,466	4,986	0	0	
6	FLOW-THROUGH RECEIPTS/REVENUES FROM ONE DISTRICT TO ANOTHER DISTRICT	2000	0	0		0	0					
7	STATE SOURCES	3000	6,240,572	0	0	864,117	0	0	0	0	0	
8	FEDERAL SOURCES	4000	2,383,927	0	0	0	0	0	0	0	0	
9	Total Direct Receipts/Revenues ⁸		21,595,983	2,561,192	1,806,307	2,206,464	711,710	253,466	4,986	0	0	
10	Receipts/Revenues for "On Behalf" Payments ²	3998	9,000,000									
11	Total Receipts/Revenues		30,595,983	2,561,192	1,806,307	2,206,464	711,710	253,466	4,986	0	0	
12	DISBURSEMENTS/EXPENDITURES (without Student Activity Funds)											
13	INSTRUCTION	1000	13,162,651				331,239			0		
14	SUPPORT SERVICES	2000	6,913,569	1,834,977		2,202,171	344,790	2,187,682		0	0	
15	COMMUNITY SERVICES	3000	330,275	0		0	18,510			0		
16	PAYMENTS TO OTHER DISTRICTS & GOVT UNITS	4000	1,900,441	0	0	22,885	0	0		0	0	
17	DEBT SERVICES	5000	0	0	1,838,077	0	0			0	0	
18	PROVISION FOR CONTINGENCIES	6000	0	0	0	0	0	0		0	0	
19	Total Direct Disbursements/Expenditures ⁹		22,306,936	1,834,977	1,838,077	2,225,056	694,539	2,187,682		0	0	
20	Disbursements/Expenditures for "On Behalf" Payments ²	4180	9,000,000	0	0	0	0	0		0	0	
21	Total Disbursements/Expenditures		31,306,936	1,834,977	1,838,077	2,225,056	694,539	2,187,682		0	0	
22	Excess of Direct Receipts/Revenues Over (Under) Direct Disbursements/Expenditures		(710,954)	726,215	(31,770)	(18,592)	17,171	(1,934,216)	4,986	0	0	
23	OTHER SOURCES/USES OF FUNDS											
24	OTHER SOURCES OF FUNDS (7000)											
25	PERMANENT TRANSFER FROM VARIOUS FUNDS											
26	Abolishment the Working Cash Fund ¹⁶	7110										
27	Abatement of the Working Cash Fund ¹⁶	7110										
28	Transfer of Working Cash Fund Interest	7120										
29	Transfer Among Funds	7130										
30	Transfer of Interest	7140										
31	Transfer from Capital Projects Fund to O&M Fund	7150		0								
32	Transfer of Excess Fire Prev & Safety Tax & Interest ³ Proceeds to O&M Fund	7160		0								
33	Transfer of Excess Accumulated Fire Prev & Safety Bond and Int ^{3a} Proceeds to Debt Service Fund	7170			0							
34	SALE OF BONDS (7200)											
35	Principal on Bonds Sold ⁴	7210										
36	Premium on Bonds Sold	7220										
37	Accrued Interest on Bonds Sold	7230										
38	Sale or Compensation for Fixed Assets ⁵	7300										
39	Transfer to Debt Service to Pay Principal on GASB 87 Leases	7400			0							
40	Transfer to Debt Service to Pay Interest on GASB 87 Leases	7500			0							
41	Transfer to Debt Service Fund to Pay Principal on Revenue Bonds	7600			0							
42	Transfer to Debt Service Fund to Pay Interest on Revenue Bonds	7700			0							
43	Transfer to Capital Projects Fund	7800						0				
44	ISBE Loan Proceeds	7900										
45	Other Sources Not Classified Elsewhere	7990										
46	Total Other Sources of Funds ⁸		0	0	0	0	0	0	0	0	0	

	A	B	C	D	E	F	G	H	I	J	K	L
1	<i>Begin entering data on EstRev 6-11 and EstExp 12-20 tabs.</i>		(10)	(20)	(30)	(40)	(50)	(60)	(70)	(80)	(90)	
2	Description: Enter Whole Numbers Only	Acct #	Educational	Operations & Maintenance	Debt Service	Transportation	Municipal Retirement/ Social Security	Capital Projects	Working Cash	Tort	Fire Prevention & Safety	
47	OTHER USES OF FUNDS (8000)											
49	TRANSFER TO VARIOUS OTHER FUNDS (8100)											
50	Abolishment or Abatement of the Working Cash Fund ¹⁶	8110							0			
51	Transfer of Working Cash Fund Interest	8120							0			
52	Transfer Among Funds	8130										
53	Transfer of Interest ⁶	8140										
54	Transfer from Capital Projects Fund to O&M Fund	8150										
55	Transfer of Excess Fire Prev & Safety Tax & Interest ³ Proceeds to O&M Fund	8160										
56	Transfer of Excess Accumulated Fire Prev & Safety Bond ^{3a} and Int Proceeds to Debt Service Fund	8170										
57	Taxes Pledged to Pay Principal on GASB 87 Leases	8410										
58	Grants/Reimbursements Pledged to Pay Principal on GASB 87 Leases	8420										
59	Other Revenues Pledged to Pay Principal on GASB 87 Leases	8430										
60	Fund Balance Transfers Pledged to Pay Principal on GASB 87 Leases	8440										
61	Taxes Pledged to Pay Interest on GASB 87 Leases	8510										
62	Grants/Reimbursements Pledged to Pay Interest on GASB 87 Leases	8520										
63	Other Revenues Pledged to Pay Interest on GASB 87 Leases	8530										
64	Fund Balance Transfers Pledged to Pay Interest on GASB 87 Leases	8540										
65	Taxes Pledged to Pay Principal on Revenue Bonds	8610										
66	Grants/Reimbursements Pledged to Pay Principal on Revenue Bonds	8620										
67	Other Revenues Pledged to Pay Principal on Revenue Bonds	8630										
68	Fund Balance Transfers Pledged to Pay Principal on Revenue Bonds	8640										
69	Taxes Pledged to Pay Interest on Revenue Bonds	8710										
70	Grants/Reimbursements Pledged to Pay Interest on Revenue Bonds	8720										
71	Other Revenues Pledged to Pay Interest on Revenue Bonds	8730										
72	Fund Balance Transfers Pledged to Pay Interest on Revenue Bonds	8740										
73	Taxes Transferred to Pay for Capital Projects	8810										
74	Grants/Reimbursements Pledged to Pay for Capital Projects	8820										
75	Other Revenues Pledged to Pay for Capital Projects	8830										
76	Fund Balance Transfers Pledged to Pay for Capital Projects	8840										
77	Transfer to Debt Service Fund to Pay Principal on ISBE Loans	8910										
78	Other Uses Not Classified Elsewhere	8990										
79	Total Other Uses of Funds ⁹		0	0	0	0	0	0	0	0	0	
80	Total Other Sources/Uses of Fund		0	0	0	0	0	0	0	0	0	
81	ESTIMATED ENDING FUND BALANCE (without Student Activity Funds) as of June 30, 2023		3,650,311	1,456,359	1,115,073	1,150,947	344,751	1,237,920	1,311,847	0	0	
82												
83	Student Activity (Fund 11) ESTIMATED BEGINNING FUND BALANCE as of July 1, 2022		0									
84	RECEIPTS/REVENUES (For Student Activity Funds)											
85	Total Student Activity Direct Receipts/Revenues (Local Sources)	1799	0									
86	DISBURSEMENTS/EXPENDITURES (For Student Activity Funds)											
87	Total Student Activity Direct Disbursements/Expenditures	1999	0									
88	Excess of Direct Receipts/Revenues Over (Under) Direct Disbursements/Expenditures		0									
89	Student Activity ESTIMATED ENDING FUND BALANCE as of June 30, 2023		0									
90												

	A	B	C	D	E	F	G	H	I	J	K	L
1	<i>Begin entering data on EstRev 6-11 and EstExp 12-20 tabs.</i>		(10)	(20)	(30)	(40)	(50)	(60)	(70)	(80)	(90)	
2	Description: Enter Whole Numbers Only	Acct #	Educational	Operations & Maintenance	Debt Service	Transportation	Municipal Retirement/ Social Security	Capital Projects	Working Cash	Tort	Fire Prevention & Safety	
91	Total ESTIMATED BEGINNING FUND BALANCE (All Sources Including Student Activity Funds) as of July 1, 2022		4,361,265	730,144	1,146,843	1,169,539	327,580	3,172,136	1,306,861	0	0	
92	RECEIPTS/REVENUES (All Sources with Student Activity Funds)											
93	LOCAL SOURCES	1000	12,971,483	2,561,192	1,806,307	1,342,347	711,710	253,466	4,986	0	0	
94	FLOW-THROUGH RECEIPTS/REVENUES FROM ONE DISTRICT TO ANOTHER DISTRICT	2000	0	0		0	0					
95	STATE SOURCES	3000	6,240,572	0	0	864,117	0	0	0	0	0	
96	FEDERAL SOURCES	4000	2,383,927	0	0	0	0	0	0	0	0	
97	Total Direct Receipts/Revenues ⁸		21,595,983	2,561,192	1,806,307	2,206,464	711,710	253,466	4,986	0	0	
98	Receipts/Revenues for "On Behalf" Payments ²	3998	9,000,000	0	0	0	0	0		0	0	
99	Total Receipts/Revenues		30,595,983	2,561,192	1,806,307	2,206,464	711,710	253,466	4,986	0	0	
100	DISBURSEMENTS/EXPENDITURES (All Sources with Student Activity Funds)											
101	INSTRUCTION	1000	13,162,651				331,239			0		
102	SUPPORT SERVICES	2000	6,913,569	1,834,977		2,202,171	344,790	2,187,682		0	0	
103	COMMUNITY SERVICES	3000	330,275	0		0	18,510			0		
104	PAYMENTS TO OTHER DISTRICTS & GOVT UNITS	4000	1,900,441	0	0	22,885	0	0		0	0	
105	DEBT SERVICES	5000	0	0	1,838,077	0	0			0	0	
106	PROVISION FOR CONTINGENCIES	6000	0	0	0	0	0	0		0	0	
107	Total Direct Disbursements/Expenditures ⁹		22,306,936	1,834,977	1,838,077	2,225,056	694,539	2,187,682		0	0	
108	Disbursements/Expenditures for "On Behalf" Payments ²	4180	9,000,000	0	0	0	0	0		0	0	
109	Total Disbursements/Expenditures		31,306,936	1,834,977	1,838,077	2,225,056	694,539	2,187,682		0	0	
110	Excess of Direct Receipts/Revenues Over (Under) Direct Disbursements/Expenditures		(710,954)	726,215	(31,770)	(18,592)	17,171	(1,934,216)	4,986	0	0	
111	OTHER SOURCES/USES OF FUNDS											
112	OTHER SOURCES OF FUNDS (7000)											
113	Total Other Sources of Funds ⁸		0	0	0	0	0	0	0	0	0	
114	OTHER USES OF FUNDS (8000)											
116	Total Other Uses of Funds ⁹		0	0	0	0	0	0	0	0	0	
117	Total Other Sources/Uses of Fund		0	0	0	0	0	0	0	0	0	
118	ESTIMATED ENDING FUND BALANCE (All Sources with Student Activity Funds) as of June 30, 2023		3,650,311	1,456,359	1,115,073	1,150,947	344,751	1,237,920	1,311,847	0	0	
119												
120	SUMMARY OF EXPENDITURES Without Student Activity Funds (by Major Object)											
121	Description	Acct #	(10)	(20)	(30)	(40)	(50)	(60)	(70)	(80)	(90)	Total By Object
122			Educational	Operations & Maintenance	Debt Service	Transportation	Municipal Retirement/ Social Security	Capital Projects	Working Cash	Tort	Fire Prevention & Safety	
123	Object Name											
124	Salaries	100	13,561,853	682,413		50,670		0		0	0	14,294,936
125	Employee Benefits	200	2,309,836	117,660		2,030	694,539	0		0	0	3,124,065
126	Purchased Services	300	2,880,906	566,845	0	1,959,906		2,187,682		0	0	7,595,339
127	Supplies & Materials	400	1,300,989	405,571		212,450		0		0	0	1,919,010
128	Capital Outlay	500	583,637	62,488		0		0		0	0	646,125
129	Other Objects	600	1,163,428	0	1,838,077	0	0	0		0	0	3,001,505
130	Non-Capitalized Equipment	700	261,287	0		0		0		0	0	261,287
131	Termination Benefits	800	245,000	0		0				0		245,000
132	Total Expenditures		22,306,936	1,834,977	1,838,077	2,225,056	694,539	2,187,682		0	0	31,087,267

SUMMARY OF CASH TRANSACTIONS

	A	B	C	D	E	F	G	H	I	J	K
1			(10)	(20)	(30)	(40)	(50)	(60)	(70)	(80)	(90)
2	Description: Enter Whole Numbers Only	Acct #	Educational	Operations & Maintenance	Debt Service	Transportation	Municipal Retirement/ Social Security	Capital Projects	Working Cash	Tort	Fire Prevention & Safety
3	BEGINNING CASH BALANCE ON HAND (without Student Activity Funds) ⁷ as of July 1, 2022		11,759,937	1,606,829	1,856,329	2,445,598	622,023	3,193,482	1,309,167	0	0
4	Total Direct Receipts & Other Sources ⁸		21,595,983	2,561,192	1,806,307	2,206,464	711,710	253,466	4,986	0	0
5	OTHER RECEIPTS										
6	Interfund Loans Payable (Loans from Other Funds)	411									
7	Interfund Loans Receivable (Repayment of Loans)	141									
8	Notes and Warrants Payable	433									
9	Other Current Assets	199	884,972	251,800	121,920	162,122	0	0	0		
10	Total Other Receipts		884,972	251,800	121,920	162,122	0	0	0	0	0
11	Total Direct Receipts, Other Sources, & Other Receipts		22,480,955	2,812,992	1,928,227	2,368,586	711,710	253,466	4,986	0	0
12	Total Amount Available		34,240,892	4,419,821	3,784,556	4,814,184	1,333,733	3,446,948	1,314,153	0	0
13	Total Direct Disbursements & Other Uses ⁹		22,306,936	1,834,977	1,838,077	2,225,056	694,539	2,187,682	0	0	0
14	OTHER DISBURSEMENTS										
15	Interfund Loans Receivable (Loans to Other Funds) ¹⁰	141									
16	Interfund Loans Payable (Repayment of Loans)	411									
17	Notes and Warrants Payable	433									
18	Other Current Liabilities	499	8,283,644	1,128,485	831,405	1,438,181	294,443	21,346	2,306		
19	Total Other Disbursements		8,283,644	1,128,485	831,405	1,438,181	294,443	21,346	2,306	0	0
20	Total Direct Disbursements, Other Uses, & Other Disbursements		30,590,580	2,963,462	2,669,482	3,663,237	988,982	2,209,028	2,306	0	0
21	ENDING CASH BALANCE ON HAND (without Student Activity Funds) ⁷ as of June 30, 2023		3,650,311	1,456,359	1,115,074	1,150,947	344,751	1,237,920	1,311,847	0	0
22											
23	Activity Funds BEGINNING CASH BALANCE ON HAND ⁷ as of July 1, 2022		0								
24	Total Direct Receipts & Other Sources ⁸		0								
25	Total Amount Available		0								
26	Total Direct Disbursements & Other Uses ⁹		0								
27	Activity funds ENDING CASH BALANCE ON HAND ⁷ as of June 30, 2023		0								
28											
29	Total BEGINNING CASH BALANCE ON HAND (with Student Activity Funds) ⁷ as of July 1, 2022		11,759,937	1,606,829	1,856,329	2,445,598	622,023	3,193,482	1,309,167	0	0
30	Total Direct Receipts & Other Sources ⁸		21,595,983	2,561,192	1,806,307	2,206,464	711,710	253,466	4,986	0	0
31	Total Other Receipts		884,972	251,800	121,920	162,122	0	0	0	0	0
32	Total Direct Receipts, Other Sources, & Other Receipts		22,480,955	2,812,992	1,928,227	2,368,586	711,710	253,466	4,986	0	0
33	Total Amount Available		34,240,892	4,419,821	3,784,556	4,814,184	1,333,733	3,446,948	1,314,153	0	0
34	Total Direct Disbursements & Other Uses ⁹		22,306,936	1,834,977	1,838,077	2,225,056	694,539	2,187,682	0	0	0
35	Total Other Disbursements		8,283,644	1,128,485	831,405	1,438,181	294,443	21,346	2,306	0	0
36	Total Direct Disbursements, Other Uses, & Other Disbursements		30,590,580	2,963,462	2,669,482	3,663,237	988,982	2,209,028	2,306	0	0
37	Total ENDING CASH BALANCE ON HAND (with Student Activity Funds) ⁷ as of June 30, 2023		3,650,311	1,456,359	1,115,074	1,150,947	344,751	1,237,920	1,311,847	0	0

	B	C	D	E	F	G	H	I	J	K	L
1			(10)	(20)	(30)	(40)	(50)	(60)	(70)	(80)	(90)
2	Description: Enter Whole Numbers Only	Acct #	Educational	Operations & Maintenance	Debt Service	Transportation	Municipal Retirement/ Social Security	Capital Projects	Working Cash	Tort	Fire Prevention & Safety
3	RECEIPTS/REVENUES FROM LOCAL SOURCES (1000)										
4	AD VALOREM TAXES LEVIED BY LOCAL EDUCATION AGENCY	1100									
5	Designated Purposes Levies ¹¹ (1110-1120)	-	10,407,217	2,169,894	1,796,532	1,342,100	711,710	0	4,986	0	0
6	Leasing Purposes Levy ¹²	1130	0	0							
7	Special Education Purposes Levy	1140	1,578,104	0		0	0	0			
8	FICA and Medicare Only Levies	1150					0				
9	Area Vocational Construction Purposes Levy	1160		0	0			0			
10	Summer School Purposes Levy	1170	0								
11	Other Tax Levies (Describe & Itemize)	1190	0	0	0	0	0	0	0	0	0
12	Total Ad Valorem Taxes Levied by District		11,985,321	2,169,894	1,796,532	1,342,100	711,710	0	4,986	0	0
13	PAYMENTS IN LIEU OF TAXES	1200									
14	Mobile Home Privilege Tax	1210	0	0	0	0	0	0	0	0	0
15	Payments from Local Housing Authority	1220	0	0	0	0	0	0	0	0	0
16	Corporate Personal Property Replacement Taxes ¹³	1230	104,395	0	0	0	0	242,025	0	0	0
17	Other Payments in Lieu of Taxes (Describe & Itemize)	1290	0	0	0	0	0	0	0	0	0
18	Total Payments in Lieu of Taxes		104,395	0	0	0	0	242,025	0	0	0
19	TUITION	1300									
20	Regular Tuition from Pupils or Parents (In State)	1311	21,131								
21	Regular Tuition from Other Districts (In State)	1312	0								
22	Regular Tuition from Other Sources (In State)	1313	0								
23	Regular Tuition from Other Sources (Out of State)	1314	0								
24	Summer School Tuition from Pupils or Parents (In State)	1321	0								
25	Summer School Tuition from Other Districts (In State)	1322	0								
26	Summer School Tuition from Other Sources (In State)	1323	0								
27	Summer School Tuition from Other Sources (Out of State)	1324	0								
28	CTE Tuition from Pupils or Parents (In State)	1331	0								
29	CTE Tuition from Other Districts (In State)	1332	0								
30	CTE Tuition from Other Sources (In State)	1333	0								
31	CTE Tuition from Other Sources (Out of State)	1334	0								
32	Special Education Tuition from Pupils or Parents (In State)	1341	0								
33	Special Education Tuition from Other Districts (In State)	1342	0								
34	Special Education Tuition from Other Sources (In State)	1343	0								
35	Special Education Tuition from Other Sources (Out of State)	1344	0								
36	Adult Tuition from Pupils or Parents (In State)	1351	0								
37	Adult Tuition from Other Districts (In State)	1352	0								
38	Adult Tuition from Other Sources (In State)	1353	0								
39	Adult Tuition from Other Sources (Out of State)	1354	0								
40	Total Tuition		21,131								
41	TRANSPORTATION FEES	1400									
42	Regular Transportation Fees from Pupils or Parents (In State)	1411				247					
43	Regular Transportation Fees from Other Districts (In State)	1412				0					
44	Regular Transportation Fees from Other Sources (In State)	1413				0					
45	Regular Transportation Fees from Co-curricular Activities (In State)	1415				0					
46	Regular Transportation Fees from Other Sources (Out of State)	1416				0					
47	Summer School Transportation Fees from Pupils or Parents (In State)	1421				0					
48	Summer School Transportation Fees from Other Districts (In State)	1422				0					
49	Summer School Transportation Fees from Other Sources (In State)	1423				0					
50	Summer School Transportation Fees from Other Sources (Out of State)	1424				0					
51	CTE Transportation Fees from Pupils or Parents (In State)	1431				0					
52	CTE Transportation Fees from Other Districts (In State)	1432				0					
53	CTE Transportation Fees from Other Sources (In State)	1433				0					
54	CTE Transportation Fees from Other Sources (Out of State)	1434				0					

1	B	C	D	E	F	G	H	I	J	K	L
			(10)	(20)	(30)	(40)	(50)	(60)	(70)	(80)	(90)
2	Description: Enter Whole Numbers Only	Acct #	Educational	Operations & Maintenance	Debt Service	Transportation	Municipal Retirement/ Social Security	Capital Projects	Working Cash	Tort	Fire Prevention & Safety
55	Special Education Transportation Fees from Pupils or Parents (In State)	1441				0					
56	Special Education Transportation Fees from Other Districts (In State)	1442				0					
57	Special Education Transportation Fees from Other Sources (In State)	1443				0					
58	Special Education Transportation Fees from Other Sources (Out of State)	1444				0					
59	Adult Transportation Fees from Pupils or Parents (In State)	1451				0					
60	Adult Transportation Fees from Other Districts (In State)	1452				0					
61	Adult Transportation Fees from Other Sources (In State)	1453				0					
62	Adult Transportation Fees from Other Sources (Out of State)	1454				0					
63	Total Transportation Fees					247					
64	EARNINGS ON INVESTMENTS	1500									
65	Interest on Investments	1510	120,983	0	9,775	0	0	11,441		0	0
66	Gain or Loss on Sale of Investments	1520	0	0	0	0	0	0	0	0	0
67	Total Earnings on Investments		120,983	0	9,775	0	0	11,441	0	0	0
68	FOOD SERVICE	1600									
69	Sales to Pupils - Lunch	1611	177,939								
70	Sales to Pupils - Breakfast	1612	8,984								
71	Sales to Pupils - A la Carte	1613	53,106								
72	Sales to Pupils - Other (Describe & Itemize)	1614	0								
73	Sales to Adults	1620	1,265								
74	Other Food Service (Describe & Itemize)	1690	20,093								
75	Total Food Service		261,387								
76	DISTRICT/SCHOOL ACTIVITY INCOME	1700									
77	Admissions - Athletic	1711	4,611	0							
78	Admissions - Other	1719	937	0							
79	Fees	1720	27,129	0							
80	Book Store Sales	1730	27,982	0							
81	Other District/School Activity Revenue (Describe & Itemize)	1790	0	0							
82	Student Activity Fund Revenues	1799	0								
83	Total District/School Activity Income (without Student Activity Funds 1799)		60,659	0							
84	Total District/School Activity Income (with Student Activity Funds 1799)		60,659								
85	TEXTBOOK INCOME	1800									
86	Textbook Rentals - Regular Textbooks	1811	137,350								
87	Textbook Rentals - Summer School Textbooks	1812	0								
88	Textbook Rentals - Adult/Continuing Education Textbooks	1813	0								
89	Textbook Rentals - Other (Describe & Itemize)	1819	2,104								
90	Textbook Sales - Regular Textbooks	1821	0								
91	Textbook Sales - Summer School	1822	0								
92	Textbook Sales - Adult/Continuing Education	1823	0								
93	Textbook Sales - Other (Describe & Itemize)	1829	0								
94	Other Textbook Income (Describe & Itemize)	1890	4,100								
95	Total Textbooks		143,554								

1	B	C	D	E	F	G	H	I	J	K	L
2	Description: Enter Whole Numbers Only	Acct #	(10) Educational	(20) Operations & Maintenance	(30) Debt Service	(40) Transportation	(50) Municipal Retirement/ Social Security	(60) Capital Projects	(70) Working Cash	(80) Tort	(90) Fire Prevention & Safety
96	OTHER REVENUE FROM LOCAL SOURCES	1900									
97	Rentals	1910	0	385,157							
98	Contributions and Donations from Private Sources	1920	497	220	0	0	0	0	0	0	0
99	Impact Fees from Municipal or County Governments	1930	0	0	0	0	0	0	0	0	0
100	Services Provided Other Districts	1940	103,981	0		0					
101	Refund of Prior Years' Expenditures	1950	20,588	0	0	0	0	0		0	0
102	Payments of Surplus Moneys from TIF Districts	1960	95,000	0	0	0	0	0	0	0	0
103	Drivers' Education Fees	1970	0								
104	Proceeds from Vendors' Contracts	1980	0	0	0	0	0	0	0	0	0
105	School Facility Occupation Tax Proceeds	1983	0		0			0			
106	Payment from Other Districts	1991	3,437	0	0	0	0	0			
107	Sale of Vocational Projects	1992	0								
108	Other Local Fees <i>(Describe & Itemize)</i>	1993	1,944	1,731	0	0	0	0		0	0
109	Other Local Revenues <i>(Describe & Itemize)</i>	1999	48,606	4,190	0	0	0	0	0	0	0
110	Total Other Revenue from Local Sources		274,053	391,298	0	0	0	0	0	0	0
111	Total Receipts/Revenues from Local Sources (without Student Activity Funds 1799)	1000	12,971,483	2,561,192	1,806,307	1,342,347	711,710	253,466	4,986	0	0
112	Total Receipts/Revenues from Local Sources (with Student Activity Funds 1799)		12,971,483								
113	FLOW-THROUGH RECEIPTS/REVENUES FROM ONE DISTRICT TO ANOTHER DISTRICT (2000)										
114	Flow-Through Revenue from State Sources	2100	0	0		0	0				
115	Flow-Through Revenue from Federal Sources	2200	0	0		0	0				
116	Other Flow-Through Revenue <i>(Describe & Itemize)</i>	2300	0	0		0	0				
117	Total Flow-Through Receipts/Revenues From One District to Another District	2000	0	0		0	0				
118	RECEIPTS/REVENUES FROM STATE SOURCES (3000)										
119	UNRESTRICTED GRANTS-IN-AID (3001-3099)										
120	Evidence Based Funding Formula (Section 18-8.15)	3001	5,754,815	0	0	0	0	0		0	0
121	Reorganization Incentives (Accounts 3005-3021)	3005	0	0	0	0	0	0		0	0
122	Fast Growth District Grants	3030	0	0	0	0	0	0		0	0
123	Other Unrestricted Grants-In-Aid From State Sources <i>(Describe & Itemize)</i>	3099	0	0	0	0	0	0		0	0
124	Total Unrestricted Grants-In-Aid		5,754,815	0	0	0	0	0		0	0
125	RESTRICTED GRANTS-IN-AID (3100-3900)										
126	SPECIAL EDUCATION										
127	Special Education - Private Facility Tuition	3100	292,568			0					
128	Special Education - Funding for Children Requiring Sp Ed Services	3105	0			0					
129	Special Education - Personnel	3110	0	0		0					
130	Special Education - Orphanage - Individual	3120	6,994			0					
131	Special Education - Orphanage - Summer Individual	3130	1,966			0					
132	Special Education - Summer School	3145	0			0					
133	Special Education - Other <i>(Describe & Itemize)</i>	3199	0	0		0					
134	Total Special Education		301,528	0		0					
135	CAREER AND TECHNICAL EDUCATION (CTE)										
136	CTE - Technical Education - Tech Prep	3200	0	0			0				
137	CTE - Secondary Program Improvement (CTEI)	3220	0	0			0				
138	CTE - WECEP	3225	0	0			0				
139	CTE - Agriculture Education	3235	0	0			0				
140	CTE - Instructor Practicum	3240	0	0			0				
141	CTE - Student Organizations	3270	0	0			0				
142	CTE - Other <i>(Describe & Itemize)</i>	3299	0	0			0				
143	Total Career and Technical Education		0	0			0				

1	B	C	D	E	F	G	H	I	J	K	L
2	Description: Enter Whole Numbers Only	Acct #	(10) Educational	(20) Operations & Maintenance	(30) Debt Service	(40) Transportation	(50) Municipal Retirement/ Social Security	(60) Capital Projects	(70) Working Cash	(80) Tort	(90) Fire Prevention & Safety
144	BILINGUAL EDUCATION										
145	Bilingual Education - Downstate - TPI and TBE	3305	0				0				
146	Bilingual Education - Downstate - Transitional Bilingual Education	3310	0				0				
147	Total Bilingual Education		0				0				
148	State Free Lunch & Breakfast	3360	10,475								
149	School Breakfast Initiative	3365	0	0			0				
150	Driver Education	3370	0	0							
151	Adult Education (from ICCB)	3410	0	0	0	0	0	0	0	0	0
152	Adult Education - Other (Describe & Itemize)	3499	0	0	0	0	0	0	0	0	0
153	TRANSPORTATION										
154	Transportation - Regular and Vocational	3500	0	0		268,710	0				
155	Transportation - Special Education	3510	0	0		595,406	0				
156	Transportation - Other (Describe & Itemize)	3599	0	0		0	0				
157	Total Transportation		0	0		864,117	0				
158	Learning Improvement - Change Grants	3610	0								
159	Scientific Literacy	3660	0	0		0	0				
160	Truant Alternative/Optional Education	3695	0			0	0				
161	Early Childhood - Block Grant	3705	171,020	0		0	0				
162	Chicago General Education Block Grant	3766	0	0		0	0				0
163	Chicago Educational Services Block Grant	3767	0	0		0	0				0
164	School Safety & Educational Improvement Block Grant	3775	0	0	0	0	0	0			
165	Technology - Technology for Success	3780	1,370	0	0	0	0	0			
166	State Charter Schools	3815	0			0					
167	Extended Learning Opportunities - Summer Bridges	3825	0			0					
168	Infrastructure Improvements - Planning/Construction	3920		0				0			
169	School Infrastructure - Maintenance Projects	3925		0				0			0
170	Other Restricted Revenue from State Sources (Describe & Itemize)	3999	1,364	0	0	0	0	0	0	0	0
171	Total Restricted Grants-In-Aid		485,757	0	0	864,117	0	0	0	0	0
172	Total Receipts/Revenues from State Sources	3000	6,240,572	0	0	864,117	0	0	0	0	0
173	RECEIPTS/REVENUES FROM FEDERAL SOURCES (4000)										
174	UNRESTRICTED GRANTS-IN-AID RECEIVED DIRECTLY FROM FEDERAL GOVT. (4001-4009)										
175	Federal Impact Aid	4001	0	0	0	0	0	0	0	0	0
176	Other Unrestricted Grants-In-Aid Received from Fed. Govt. (Describe & Itemize)	4009	0	0	0	0	0	0	0	0	0
177	Total Unrestricted Grants-In-Aid Received Directly from Fed Govt		0	0	0	0	0	0	0	0	0
178	RESTRICTED GRANTS-IN-AID RECEIVED DIRECTLY FROM FEDERAL GOVT (4045-4090)										
179	Head Start	4045	0								
180	Construction (Impact Aid)	4050	0	0				0			
181	MAGNET	4060	0	0		0	0	0			
182	Other Restricted Grants-In-Aid Received from Fed. Govt. (Describe & Itemize)	4090	0	0		0	0	0			0
183	Total Restricted Grants-In-Aid Received Directly from Federal Govt.		0	0		0	0	0			0
184	RESTRICTED GRANTS-IN-AID RECEIVED FROM FEDERAL GOVT. THRU THE STATE (4100-4999)										
185	TITLE V										
186	Title V - Flexibility and Accountability	4100	0	0		0	0				
187	Title V - SEA Projects	4105	0	0		0	0				
188	Title V - Rural Education Initiative (REI)	4107	0	0		0	0				
189	Title V - Other (Describe & Itemize)	4199	0	0		0	0				
190	Total Title V		0	0		0	0				

	B	C	D	E	F	G	H	I	J	K	L
1			(10)	(20)	(30)	(40)	(50)	(60)	(70)	(80)	(90)
2	Description: Enter Whole Numbers Only	Acct #	Educational	Operations & Maintenance	Debt Service	Transportation	Municipal Retirement/ Social Security	Capital Projects	Working Cash	Tort	Fire Prevention & Safety
191	FOOD SERVICE										
192	Breakfast Start-Up Expansion	4200	0				0				
193	National School Lunch Program	4210	287,087				0				
194	Special Milk Program	4215	0				0				
195	School Breakfast Program	4220	30,868				0				
196	Summer Food Service Admin/Program	4225	12,607				0				
197	Child and Adult Care Food Program	4226	0				0				
198	Fresh Fruit and Vegetables	4240	30,882								
199	Food Service - Other (Describe & Itemize)	4299	10,603				0				
200	Total Food Service		372,047				0				
201	TITLE I										
202	Title I - Low Income	4300	186,268	0		0	0				
203	Title I - Low Income - Neglected, Private	4305	0	0		0	0				
204	Title I - Migrant Education	4340	0	0		0	0				
205	Title I - Other (Describe & Itemize)	4399	0	0		0	0				
206	Total Title I		186,268	0		0	0				
207	TITLE IV										
208	Title IV - Student Support & Academic Enrichment Grant	4400	12,554	0		0	0				
209	Title IV - 21st Century	4421	0	0		0	0				
210	Title IV - Other (Describe & Itemize)	4499	0	0		0	0				
211	Total Title IV		12,554	0		0	0				
212	FEDERAL - SPECIAL EDUCATION										
213	Federal Special Education - Preschool Flow-Through	4600	10,536	0		0	0				
214	Federal Special Education - Preschool Discretionary	4605	0	0		0	0				
215	Federal Special Education - IDEA Flow Through	4620	537,591	0		0					
216	Federal Special Education - IDEA Room & Board	4625	0	0		0	0				
217	Federal Special Education - IDEA Discretionary	4630	0	0		0	0				
218	Federal Special Education - IDEA - Other (Describe & Itemize)	4699	0	0		0	0				
219	Total Federal Special Education		548,127	0		0	0				
220	CTE - PERKINS										
221	CTE - Perkins-Title IIIIE Tech Prep	4770	0	0			0				
222	CTE - Other (Describe & Itemize)	4799	0	0			0				
223	Total CTE - Perkins		0	0			0				
224	Federal - Adult Education	4810	0	0			0				
225	ARRA - General State Aid - Education Stabilization	4850	0	0	0	0	0	0		0	0
226	ARRA - Title I - Low Income	4851	0	0		0	0				
227	ARRA - Title I - Neglected, Private	4852	0	0	0	0	0	0		0	0
228	ARRA - Title I - Delinquent, Private	4853	0	0	0	0	0	0		0	0
229	ARRA - Title I - School Improvement (Part A)	4854	0	0	0	0	0	0		0	0
230	ARRA - Title I - School Improvement (Section 1003g)	4855	0	0	0	0	0	0		0	0
231	ARRA - IDEA - Part B - Preschool	4856	0	0	0	0	0	0		0	0
232	ARRA - IDEA - Part B - Flow-Through	4857	0	0	0	0	0	0		0	0
233	ARRA - Title IID - Technology - Formula	4860	0	0	0	0	0	0		0	0
234	ARRA - Title IID - Technology - Competitive	4861	0	0	0	0	0	0		0	0
235	ARRA - McKinney - Vento Homeless Education	4862	0	0		0	0				
236	ARRA - Child Nutrition Equipment Assistance	4863	0	0							
237	Impact Aid Formula Grants	4864	0	0	0	0	0	0		0	0
238	Impact Aid Competitive Grants	4865	0	0	0	0	0	0		0	0
239	Qualified Zone Academy Bond Tax Credits	4866	0	0	0	0	0	0		0	0
240	Qualified School Construction Bond Credits	4867	0	0	0	0	0	0		0	0
241	Build America Bond Tax Credits	4868	0	0	0	0	0	0		0	0
242	Build America Bond Interest Reimbursement	4869	0	0	0	0	0	0		0	0
243	ARRA - General State Aid - Other Government Services Stabilization	4870	0	0	0	0	0	0		0	0

	B	C	D	E	F	G	H	I	J	K	L
1			(10)	(20)	(30)	(40)	(50)	(60)	(70)	(80)	(90)
2	Description: Enter Whole Numbers Only	Acct #	Educational	Operations & Maintenance	Debt Service	Transportation	Municipal Retirement/ Social Security	Capital Projects	Working Cash	Tort	Fire Prevention & Safety
244	Other ARRA Funds - II	4871	0	0	0	0	0	0		0	0
245	Other ARRA Funds - III	4872	0	0	0	0	0	0		0	0
246	Other ARRA Funds - IV	4873	0	0	0	0	0	0		0	0
247	Other ARRA Funds - V	4874	0	0	0	0	0	0		0	0
248	ARRA - Early Childhood	4875	0	0	0	0	0	0		0	0
249	Other ARRA Funds - VII	4876	0	0	0	0	0	0		0	0
250	Other ARRA Funds - VIII	4877	0	0	0	0	0	0		0	0
251	Other ARRA Funds - IX	4878	0	0	0	0	0	0		0	0
252	Other ARRA Funds - X	4879	0	0	0	0	0	0		0	0
253	Other ARRA Funds - Ed Job Fund Program	4880	0	0	0	0	0	0		0	0
254	Total Stimulus Programs		0	0	0	0	0	0		0	0
255	Race to the Top Program	4901	0								
256	Race to the Top - Preschool Expansion Grant	4902	0	0		0	0				
257	Title III - Instruction for English Learners & Immigrant Students	4905	0			0	0				
258	Title III - English Language Acquisition	4909	43,763			0	0				
259	McKinney Education for Homeless Children	4920	0	0		0	0				
260	Title II - Eisenhower - Professional Development Formula	4930	0	0		0	0				
261	Title II - Teacher Quality	4932	33,961	0		0	0				
262	Federal Charter Schools	4960	0	0		0	0				
263	State Assessment Grants	4981	0	0		0	0				
264	Grant for State Assessments and Related Activities	4982	0	0		0	0				
265	Medicaid Matching Funds - Administrative Outreach	4991	136,504	0		0	0				
266	Medicaid Matching Funds - Fee-For-Service Program	4992	149,886	0		0	0				
267	Other Restricted Grants Received from Fed. Govt. thru State (Describe & Itemize)	4998	900,817	0		0	0	0			0
	Total Restricted Grants-In-Aid Received from Federal Govt. Thru the State		2,383,927	0	0	0	0	0		0	0
269	TOTAL RECEIPTS/REVENUES FROM FEDERAL SOURCES	4000	2,383,927	0	0	0	0	0	0	0	0
270	TOTAL DIRECT RECEIPTS/REVENUES (without Student Activity Funds 1799)		21,595,983	2,561,192	1,806,307	2,206,464	711,710	253,466	4,986	0	0
271	TOTAL DIRECT RECEIPTS/REVENUES (with Student Activity Funds 1799)		21,595,983								

	B	C	D	E	F	G	H	I	J	K	L
1			(100)	(200)	(300)	(400)	(500)	(600)	(700)	(800)	(900)
2	Description: Enter Whole Numbers Only	Funct #	Salaries	Employee Benefits	Purchased Services	Supplies & Materials	Capital Outlay	Other Objects	Non-Capitalized Equipment	Termination Benefits	Total
3	10 - EDUCATIONAL FUND (ED)										
4	INSTRUCTION (ED)	1000									
5	Regular Programs	1100	4,610,950	528,056	130,647	690,004	26,352	810	870	245,000	6,232,689
6	Tuition Payment to Charter Schools	1115			0						0
7	Pre-K Programs	1125	223,530	44,860	489	26,030	0	51,890	0	0	346,799
8	Special Education Programs (Functions 1200 - 1220)	1200	1,602,180	401,770	9,216	155,570	0	0	258,757	0	2,427,493
9	Special Education Programs Pre-K	1225	113,710	10,320	0	4,860	0	0	0	0	128,890
10	Remedial and Supplemental Programs K-12	1250	886,341	112,070	0	20,328	0	0	0	0	1,018,739
11	Remedial and Supplemental Programs Pre-K	1275	1,470	140	0	0	0	0	0	0	1,610
12	Adult/Continuing Education Programs	1300	0	0	0	0	0	0	0	0	0
13	CTE Programs	1400	0	0	0	1,760	0	0	0	0	1,760
14	Interscholastic Programs	1500	128,240	8,160	7,466	26,700	1,420	0	0	0	171,986
15	Summer School Programs	1600	77,930	5,250	6,810	33,481	0	0	0	0	123,471
16	Gifted Programs	1650	83,630	13,620	0	0	0	0	0	0	97,250
17	Driver's Education Programs	1700	0	0	0	0	0	0	0	0	0
18	Bilingual Programs	1800	1,774,038	262,443	41,653	96,510	0	0	0	0	2,174,644
19	Truant Alternative & Optional Programs	1900	0	0	0	510	0	0	0	0	510
20	Pre-K Programs - Private Tuition	1910						0			0
21	Regular K-12 Programs Private Tuition	1911						0			0
22	Special Education Programs K-12 Private Tuition	1912						436,810			436,810
23	Special Education Programs Pre-K Tuition	1913						0			0
24	Remedial/Supplemental Programs K-12 Private Tuition	1914						0			0
25	Remedial/Supplemental Programs Pre-K Private Tuition	1915						0			0
26	Adult/Continuing Education Programs Private Tuition	1916						0			0
27	CTE Programs Private Tuition	1917						0			0
28	Interscholastic Programs Private Tuition	1918						0			0
29	Summer School Programs Private Tuition	1919						0			0
30	Gifted Programs Private Tuition	1920						0			0
31	Bilingual Programs Private Tuition	1921						0			0
32	Truants Alternative/Opt Ed Programs Private Tuition	1922						0			0
33	Student Activity Fund Expenditures	1999						0			0
34	Total Instruction ¹⁴ (Without Student Activity Funds 1999)	1000	9,502,019	1,386,689	196,281	1,055,753	27,772	489,510	259,627	245,000	13,162,651
35	Total Instruction ¹⁴ (With Student Activity Funds 1999)	1000	9,502,019	1,386,689	196,281	1,055,753	27,772	489,510	259,627	245,000	13,162,651
36	SUPPORT SERVICES (ED)	2000									
37	Support Services - Pupil	2100									
38	Attendance & Social Work Services	2110	420,780	80,345	5,280	760	0	0	0	0	507,165
39	Guidance Services	2120	24,480	4,530	0	0	0	0	0	0	29,010
40	Health Services	2130	249,180	48,030	58,200	4,660	0	0	0	0	360,070
41	Psychological Services	2140	128,480	10,360	15,463	2,220	0	0	0	0	156,523
42	Speech Pathology & Audiology Services	2150	346,180	57,010	0	1,950	0	0	0	0	405,140
43	Other Support Services - Pupils (Describe & Itemize)	2190	186,760	16,870	1,000	1,270	0	0	0	0	205,900
44	Total Support Services - Pupil	2100	1,355,860	217,145	79,943	10,860	0	0	0	0	1,663,808
45	Support Services - Instructional Staff	2200									
46	Improvement of Instruction Services	2210	604,774	161,048	388,359	21,580	0	0	0	0	1,175,761
47	Educational Media Services	2220	145,220	15,840	0	41,430	0	0	0	0	202,490
48	Assessment & Testing	2230	300	90	51,891	230	0	0	0	0	52,511
49	Total Support Services - Instructional Staff	2200	750,294	176,978	440,250	63,240	0	0	0	0	1,430,762
50	Support Services - General Administration	2300									
51	Board of Education Services	2310	0	0	17,672	6,250	0	10,000	0	0	33,922
52	Executive Administration Services	2320		0	609	4,650	0	0	0	0	5,259
53	Special Area Administration Services	2330	226,420	85,550	1,941	5,640	0	0	0	0	319,551
54	Tort Immunity Services	2361, 2365	0	38,000	121,014	0	0	0	0	0	159,014
55	Total Support Services - General Administration	2300	226,420	123,550	141,236	16,540	0	10,000	0	0	517,746

	B	C	D	E	F	G	H	I	J	K	L
1	Description: Enter Whole Numbers Only	Funct #	(100)	(200)	(300)	(400)	(500)	(600)	(700)	(800)	(900)
2			Salaries	Employee Benefits	Purchased Services	Supplies & Materials	Capital Outlay	Other Objects	Non-Capitalized Equipment	Termination Benefits	Total
56	Support Services - School Administration	2400									
57	Office of the Principal Services	2410	881,318	282,490	26,045	18,490	0	1,510	1,660	0	1,211,513
58	Other Support Services - School Administration <i>(Describe & Itemize)</i>	2490	0	0	3,000	0	0	0	0	0	3,000
59	Total Support Services - School Administration	2400	881,318	282,490	29,045	18,490	0	1,510	1,660	0	1,214,513
60	Support Services - Business	2500									
61	Direction of Business Support Services	2510	149,360	46,610	969	3,150	0	0	0	0	200,089
62	Fiscal Services	2520	115,960	250	73,696	6,770	362,105	249	0	0	559,030
63	Operation & Maintenance of Plant Services	2540	0	0	0	91	0	0	0	0	91
64	Pupil Transportation Services	2550	27,561	4,060	0	0	0	0	0	0	31,621
65	Food Services	2560	126,962	4,374	441,639	1,460	150,000	0	0	0	724,436
66	Internal Services	2570	0	0	65,171	20	0	0	0	0	65,191
67	Total Support Services - Business	2500	419,843	55,294	581,475	11,491	512,105	249	0	0	1,580,458
68	Support Services - Central	2600									
69	Direction of Central Support Services	2610	0	0	0	0	0	0	0	0	0
70	Planning, Research, Development & Evaluation Services	2620	9,329	250	0	0	0	0	0	0	9,579
71	Information Services	2630	0	0	9,840	240	0	0	0	0	10,080
72	Staff Services	2640	94,880	7,060	26,940	10,240	0	1,500	0	0	140,620
73	Data Processing Services	2660	104,360	17,310	69,539	106,595	43,760	0	0	0	341,564
74	Total Support Services - Central	2600	208,569	24,620	106,319	117,075	43,760	1,500	0	0	501,843
75	Other Support Services - Misc. <i>(Describe & Itemize)</i>	2900	0	0	0	4,440	0	0	0	0	4,440
76	Total Support Services	2000	3,842,304	880,077	1,378,268	242,136	555,865	13,259	1,660	0	6,913,569
77	COMMUNITY SERVICES (ED)	3000	217,530	43,070	66,575	3,100	0	0	0	0	330,275
78	PAYMENTS TO OTHER DIST & GOVT UNITS (ED)	4000									
79	Payments to Other Dist & Govt Units (In-State)	4100									
80	Payments for Regular Programs	4110			0			0			0
81	Payments for Special Education Programs	4120			336,000			0			336,000
82	Payments for Adult/Continuing Education Programs	4130			0			0			0
83	Payments for CTE Programs	4140			0			0			0
84	Payments for Community College Programs	4170			0			0			0
85	Other Payments to In-State Govt Units - Programs <i>(Describe & Itemize)</i>	4190			903,782			0			903,782
86	Total Payments to Other Dist & Govt Units (In-State)	4100			1,239,782			0			1,239,782
87	Payments for Regular Programs - Tuition	4210						0			0
88	Payments for Special Education Programs - Tuition	4220						660,659			660,659
89	Payments for Adult/Continuing Education Programs - Tuition	4230						0			0
90	Payments for CTE Programs - Tuition	4240						0			0
91	Payments for Community College Programs - Tuition	4270						0			0
92	Payments for Other Programs - Tuition	4280						0			0
93	Other Payments to In-State Govt Units - Tuition <i>(Describe & Itemize)</i>	4290						0			0
94	Total Payments to Other Dist & Govt Units - Tuition (In State)	4200						660,659			660,659
95	Payments for Regular Programs - Transfers	4310						0			0
96	Payments for Special Education Programs - Transfers	4320						0			0
97	Payments for Adult/Continuing Ed Programs - Transfers	4330						0			0
98	Payments for CTE Programs - Transfers	4340						0			0
99	Payments for Community College Program - Transfers	4370						0			0
100	Payments for Other Programs - Transfers	4380						0			0
101	Other Payments to In-State Govt Units - Transfers <i>(Describe & Itemize)</i>	4390			0			0			0
102	Total Payments to Other Dist & Govt Units-Transfers (In State)	4300			0			0			0
103	Payments to Other Dist & Govt Units (Out of State)	4400			0			0			0
104	Total Payments to Other Dist & Govt Units	4000			1,239,782			660,659			1,900,441

	B	C	D	E	F	G	H	I	J	K	L
1	Description: Enter Whole Numbers Only	Funct #	(100) Salaries	(200) Employee Benefits	(300) Purchased Services	(400) Supplies & Materials	(500) Capital Outlay	(600) Other Objects	(700) Non-Capitalized Equipment	(800) Termination Benefits	(900) Total
2											
105	DEBT SERVICE (ED)	5000									
106	Debt Service - Interest on Short-Term Debt	5100									
107	Tax Anticipation Warrants	5110						0			0
108	Tax Anticipation Notes	5120						0			0
109	Corporate Personal Property Repl Tax Anticipated Notes	5130						0			0
110	State Aid Anticipation Certificates	5140						0			0
111	Other Interest on Short-Term Debt <i>(Describe & Itemize)</i>	5150						0			0
112	Total Debt Service - Interest on Short-Term Debt	5100						0			0
113	Debt Service - Interest on Long-Term Debt	5200						0			0
114	Total Debt Service	5000						0			0
115	PROVISION FOR CONTINGENCIES (ED)	6000						0			0
116	Total Direct Disbursements/Expenditures (without Student Activity Funds (1999))		13,561,853	2,309,836	2,880,906	1,300,989	583,637	1,163,428	261,287	245,000	22,306,936
117	Total Direct Disbursements/Expenditures (with Student Activity Funds (1999))		13,561,853	2,309,836	2,880,906	1,300,989	583,637	1,163,428	261,287	245,000	22,306,936
118	Excess (Deficiency) of Receipts/Revenues Over Disbursements/Expenditures (without Student Activity Funds 1999)										(710,954)
119	Excess (Deficiency) of Receipts/Revenues Over Disbursements/Expenditures (with Student Activity Funds 1999)										(710,954)
121	20 - OPERATIONS AND MAINTENANCE FUND (O&M)										
122	SUPPORT SERVICES (O&M)	2000									
123	Support Services - Pupil	2100									
124	Other Support Services - Pupils <i>(Describe & Itemize)</i>	2190	0	0	0	0	0	0	0	0	0
125	Support Services - Business	2500									
126	Direction of Business Support Services	2510	0	0	0	0	0	0	0	0	0
127	Facilities Acquisition & Construction Services	2530	0	0	0	0	0	0	0	0	0
128	Operation & Maintenance of Plant Services	2540	682,413	117,660	566,845	405,008	62,488	0	0	0	1,834,414
129	Pupil Transportation Services	2550	0	0	0	563	0	0	0	0	563
130	Food Services	2560					0		0		0
131	Total Support Services - Business	2500	682,413	117,660	566,845	405,571	62,488	0	0	0	1,834,977
132	Other Support Services - Misc. <i>(Describe & Itemize)</i>	2900	0	0	0	0	0	0	0	0	0
133	Total Support Services	2000	682,413	117,660	566,845	405,571	62,488	0	0	0	1,834,977
134	COMMUNITY SERVICES (O&M)	3000	0	0	0	0	0	0	0	0	0
135	PAYMENTS TO OTHER DIST & GOVT UNITS (O&M)	4000									
136	Payments to Other Dist & Govt Units (In-State)	4100									
137	Payments for Regular Programs	4110			0			0			0
138	Payments for Special Education Programs	4120			0			0			0
139	Payments for CTE Program	4140			0			0			0
140	Other Payments to In-State Govt Units - Programs <i>(Describe & Itemize)</i>	4190			0			0			0
141	Total Payments to Other Dist & Govt Units (In-State)	4100			0			0			0
142	Payments to Other Dist & Govt Units (Out of State) ¹⁴	4400						0			0
143	Total Payments to Other Dist & Govt Unit	4000			0			0			0
144	DEBT SERVICE (O&M)	5000									
145	Debt Service - Interest on Short-Term Debt	5100									
146	Tax Anticipation Warrants	5110						0			0
147	Tax Anticipation Notes	5120						0			0
148	Corporate Personal Prop Repl Tax Anticipated Notes	5130						0			0
149	State Aid Anticipation Certificates	5140						0			0
150	Other Interest on Short-Term Debt <i>(Describe & Itemize)</i>	5150						0			0
151	Total Debt Service - Interest on Short-Term Debt	5100						0			0
152	Debt Service - Interest on Long-Term Debt	5200						0			0
153	Total Debt Service	5000						0			0
154	PROVISION FOR CONTINGENCIES (O&M)	6000						0			0
155	Total Direct Disbursements/Expenditures		682,413	117,660	566,845	405,571	62,488	0	0	0	1,834,977
156	Excess (Deficiency) of Receipts/Revenues Over Disbursements/Expenditures										726,215

	B	C	D	E	F	G	H	I	J	K	L
1	Description: Enter Whole Numbers Only	Funct #	(100) Salaries	(200) Employee Benefits	(300) Purchased Services	(400) Supplies & Materials	(500) Capital Outlay	(600) Other Objects	(700) Non-Capitalized Equipment	(800) Termination Benefits	(900) Total
158	30 - DEBT SERVICE FUND (DS)										
159	PAYMENTS TO OTHER DIST & GOVT UNITS (DS)	4000									
160	Payments to Other Dist & Govt Units (In-State)	4100									
161	Payments for Regular Programs	4110						0			0
162	Payments for Special Education Programs	4120						0			0
163	Other Payments to In-State Govt Units - Programs <i>(Describe & Itemize)</i>	4190						0			0
164	Total Payments to Other Dist & Govt Units (In-State)	4000						0			0
165	DEBT SERVICE (DS)	5000									
166	Debt Service - Interest on Short-Term Debt	5100									
167	Tax Anticipation Warrants	5110						0			0
168	Tax Anticipation Notes	5120						0			0
169	Corporate Personal Prop Repl Tax Anticipation Notes	5130						0			0
170	State Aid Anticipation Certificates	5140						0			0
171	Other Interest on Short-Term Debt <i>(Describe & Itemize)</i>	5150						0			0
172	Total Debt Service - Interest On Short-Term Debt	5100						0			0
173	Debt Service - Interest on Long-Term Debt	5200						253,129			253,129
174	Debt Service - Payments of Principal on Long-Term Debt ¹⁵ (Lease/Purchase Principal Retired) <i>(Describe & Itemize)</i>	5300						1,584,948			1,584,948
175	Debt Service - Other <i>(Describe & Itemize)</i>	5400			0			0			0
176	Total Debt Service	5000			0			1,838,077			1,838,077
177	PROVISION FOR CONTINGENCIES (DS)	6000						0			0
178	Total Direct Disbursements/Expenditures				0			1,838,077			1,838,077
179	Excess (Deficiency) of Receipts/Revenues Over Disbursements/Expenditures										(31,770)
180											
181	40 - TRANSPORTATION FUND (TR)										
182	SUPPORT SERVICES (TR)	2000									
183	Support Services - Pupils	2100									
184	Other Support Services - Pupils <i>(Describe & Itemize)</i>	2190	0	0	0	0	0	0	0	0	0
185	Support Services - Business										
186	Pupil Transportation Services	2550	50,670	2,030	1,937,021	212,450	0	0	0	0	2,202,171
187	Other Support Services - Business <i>(Describe & Itemize)</i>	2900	0	0	0	0	0	0	0	0	0
188	Total Support Services	2000	50,670	2,030	1,937,021	212,450	0	0	0	0	2,202,171
189	COMMUNITY SERVICES (TR)	3000	0	0	0	0	0	0	0	0	0
190	PAYMENTS TO OTHER DIST & GOVT UNITS (TR)	4000									
191	Payments to Other Dist & Govt Units (In-State)	4100									
192	Payments for Regular Program	4110			0			0			0
193	Payments for Special Education Programs	4120			22,885			0			22,885
194	Payments for Adult/Continuing Education Programs	4130			0			0			0
195	Payments for CTE Programs	4140			0			0			0
196	Payments for Community College Programs	4170			0			0			0
197	Other Payments to In-State Govt Units - Programs <i>(Describe & Itemize)</i>	4190			0			0			0
198	Total Payments to Other Dist & Govt Units (In-State)	4100			22,885			0			22,885
199	Payments to Other Dist & Govt Units (Out-of-State) <i>(Describe & Itemize)</i>	4400			0			0			0
200	Total Payments to Other Dist & Govt Units	4000			22,885			0			22,885
201	DEBT SERVICE (TR)	5000									
202	Debt Service - Interest on Short-Term Debt	5100									
203	Tax Anticipation Warrants	5110						0			0
204	Tax Anticipation Notes	5120						0			0
205	Corporate Personal Prop Repl Tax Anticipation Notes	5130						0			0
206	State Aid Anticipation Certificates	5140						0			0
207	Other Interest on Short-Term Debt <i>(Describe & Itemize)</i>	5150						0			0
208	Total Debt Service - Interest On Short-Term Debt	5100						0			0
209	Debt Service - Interest on Long-Term Debt	5200						0			0

	B	C	D	E	F	G	H	I	J	K	L
1	Description: Enter Whole Numbers Only	Funct #	(100) Salaries	(200) Employee Benefits	(300) Purchased Services	(400) Supplies & Materials	(500) Capital Outlay	(600) Other Objects	(700) Non-Capitalized Equipment	(800) Termination Benefits	(900) Total
210	Debt Service - Payments of Principal on Long-Term Debt ¹⁵ (Lease/Purchase Principal Retired) (Describe & Itemize)	5300						0			0
211	Debt Service - Other (Describe & Itemize)	5400						0			0
212	Total Debt Service	5000						0			0
213	PROVISION FOR CONTINGENCIES (TR)	6000						0			0
214	Total Direct Disbursements/Expenditures		50,670	2,030	1,959,906	212,450	0	0	0	0	2,225,056
215	Excess (Deficiency) of Receipts/Revenues Over Disbursements/Expenditures										(18,592)
216											
217	50 - MUNICIPAL RETIREMENT/SOC SEC FUND (MR/SS)										
218	INSTRUCTION (MR/SS)	1000									
219	Regular Program	1100		168,070							168,070
220	Pre-K Programs	1125		15,689							15,689
221	Special Education Programs (Functions 1200-1220)	1200		104,070							104,070
222	Special Education Programs Pre-K	1225		1,640							1,640
223	Remedial and Supplemental Programs K-12	1250		9,410							9,410
224	Remedial and Supplemental Programs Pre-K	1275		40							40
225	Adult/Continuing Education Programs	1300		0							0
226	CTE Programs	1400		0							0
227	Interscholastic Programs	1500		1,590							1,590
228	Summer School Programs	1600		1,120							1,120
229	Gifted Programs	1650		1,180							1,180
230	Driver's Education Programs	1700		0							0
231	Bilingual Programs	1800		28,430							28,430
232	Truant Alternative & Optional Programs	1900		0							0
233	Total Instruction	1000		331,239							331,239
234	SUPPORT SERVICES (MR/SS)	2000									
235	Support Services - Pupil	2100									
236	Attendance & Social Work Services	2110		33,786							33,786
237	Guidance Services	2120		0							0
238	Health Services	2130		36,500							36,500
239	Psychological Services	2140		1,880							1,880
240	Speech Pathology & Audiology Services	2150		4,530							4,530
241	Other Support Services - Pupils (Describe & Itemize)	2190		35,170							35,170
242	Total Support Services - Pupil	2100		111,866							111,866
243	Support Services - Instructional Staff	2200									
244	Improvement of Instruction Services	2210		9,074							9,074
245	Educational Media Services	2220		2,060							2,060
246	Assessment & Testing	2230		0							0
247	Total Support Services - Instructional Staff	2200		11,134							11,134
248	Support Services - General Administration	2300									
249	Board of Education Services	2310		0							0
250	Executive Administration Services	2320		0							0
251	Special Area Administrative Services	2330		7,370							7,370
252	Claims Paid from Self Insurance Fund	2361		0							0
253	Risk Management and Claims Services Payments	2365		0							0
254	Total Support Services - General Administration	2300		7,370							7,370
255	Support Services - School Administration	2400									
256	Office of the Principal Services	2410		56,100							56,100
257	Other Support Services - School Administration (Describe & Itemize)	2490		0							0
258	Total Support Services - School Administration	2400		56,100							56,100

	B	C	D	E	F	G	H	I	J	K	L
1	Description: Enter Whole Numbers Only		(100)	(200)	(300)	(400)	(500)	(600)	(700)	(800)	(900)
2		Funct #	Salaries	Employee Benefits	Purchased Services	Supplies & Materials	Capital Outlay	Other Objects	Non-Capitalized Equipment	Termination Benefits	Total
259	Support Services - Business	2500									
260	Direction of Business Support Services	2510		2,180							2,180
261	Fiscal Services	2520		20,300							20,300
262	Facilities Acquisition & Construction Services	2530		0							0
263	Operation & Maintenance of Plant Service	2540		109,510							109,510
264	Pupil Transportation Services	2550		810							810
265	Food Services	2560		7,060							7,060
266	Internal Services	2570		0							0
267	Total Support Services - Business	2500		139,860							139,860
268	Support Services - Central	2600									
269	Direction of Central Support Services	2610		0							0
270	Planning, Research, Development & Evaluation Services	2620		40							40
271	Information Services	2630		0							0
272	Staff Services	2640		16,970							16,970
273	Data Processing Services	2660		1,450							1,450
274	Total Support Services - Central	2600		18,460							18,460
275	Other Support Services - Misc. (Describe & Itemize)	2900		0							0
276	Total Support Services	2000		344,790							344,790
277	COMMUNITY SERVICES (MR/SS)	3000		18,510							18,510
278	PAYMENTS TO OTHER DIST & GOVT UNITS (MR/SS)	4000									
279	Payments for Regular Programs	4110		0							0
280	Payments for Special Education Programs	4120		0							0
281	Payments for CTE Programs	4140		0							0
282	Total Payments to Other Dist & Govt Units	4000		0							0
283	DEBT SERVICE (MR/SS)	5000									
284	Debt Service - Interest on Short-Term Debt	5100									
285	Tax Anticipation Warrants	5110						0			0
286	Tax Anticipation Notes	5120						0			0
287	Corporate Personal Prop Repl Tax Anticipation Notes	5130						0			0
288	State Aid Anticipation Certificates	5140						0			0
289	Other Interest on Short-Term Debt (Describe & Itemize)	5150						0			0
290	Total Debt Service	5000						0			0
291	PROVISION FOR CONTINGENCIES (MR/SS)	6000						0			0
292	Total Direct Disbursements/Expenditures			694,539				0			694,539
293	Excess (Deficiency) of Receipts/Revenues Over Disbursements/Expenditures										17,171
295	60 - CAPITAL PROJECTS (CP)										
296	SUPPORT SERVICES (CP)	2000									
297	Support Services - Business										
298	Facilities Acquisition & Construction Services	2530	0	0	2,187,682	0	0	0	0		2,187,682
299	Other Support Services - Business (Describe & Itemize)	2900	0	0	0	0	0	0	0		0
300	Total Support Services	2000	0	0	2,187,682	0	0	0	0		2,187,682
301	PAYMENTS TO OTHER DIST & GOVT UNITS (CP)	4000									
302	Payments to Other Dist & Govt Units (In-State)	4100									
303	Payments to Regular Programs	4110			0			0			0
304	Payment for Special Education Programs	4120			0			0			0
305	Payment for CTE Programs	4140			0			0			0
306	Payments to Other Govt Units - Programs (In-State) (Describe & Itemize)	4190			0			0			0
307	Total Payments to Other Districts & Govt Units	4000			0			0			0
308	PROVISION FOR CONTINGENCIES (CP)	6000						0			0
309	Total Direct Disbursements/Expenditures		0	0	2,187,682	0	0	0	0		2,187,682
310	Excess (Deficiency) of Receipts/Revenues Over Disbursements/Expenditures										(1,934,216)
312	70 WORKING CASH FUND (WC)										

	B	C	D	E	F	G	H	I	J	K	L
1	Description: Enter Whole Numbers Only	Funct #	(100)	(200)	(300)	(400)	(500)	(600)	(700)	(800)	(900)
2			Salaries	Employee Benefits	Purchased Services	Supplies & Materials	Capital Outlay	Other Objects	Non-Capitalized Equipment	Termination Benefits	Total
314	80 - TORT FUND (TF)										
315	INSTRUCTION (TF)	1000									
316	Regular Programs	1100	0	0	0	0	0	0	0	0	0
317	Tuition Payment to Charter Schools	1115			0						0
318	Pre-K Programs	1125	0	0	0	0	0	0	0	0	0
319	Special Education Programs (Functions 1200 - 1220)	1200	0	0	0	0	0	0	0	0	0
320	Special Education Programs Pre-K	1225	0	0	0	0	0	0	0	0	0
321	Remedial and Supplemental Programs K-12	1250	0	0	0	0	0	0	0	0	0
322	Remedial and Supplemental Programs Pre-K	1275	0	0	0	0	0	0	0	0	0
323	Adult/Continuing Education Programs	1300	0	0	0	0	0	0	0	0	0
324	CTE Programs	1400	0	0	0	0	0	0	0	0	0
325	Interscholastic Programs	1500	0	0	0	0	0	0	0	0	0
326	Summer School Programs	1600	0	0	0	0	0	0	0	0	0
327	Gifted Programs	1650	0	0	0	0	0	0	0	0	0
328	Driver's Education Programs	1700	0	0	0	0	0	0	0	0	0
329	Bilingual Programs	1800	0	0	0	0	0	0	0	0	0
330	Truant Alternative & Optional Programs	1900	0	0	0	0	0	0	0	0	0
331	Pre-K Programs - Private Tuition	1910						0			0
332	Regular K-12 Programs Private Tuition	1911						0			0
333	Special Education Programs K-12 Private Tuition	1912						0			0
334	Special Education Programs Pre-K Tuition	1913						0			0
335	Remedial/Supplemental Programs K-12 Private Tuition	1914						0			0
336	Remedial/Supplemental Programs Pre-K Private Tuition	1915						0			0
337	Adult/Continuing Education Programs Private Tuition	1916						0			0
338	CTE Programs Private Tuition	1917						0			0
339	Interscholastic Programs Private Tuition	1918						0			0
340	Summer School Programs Private Tuition	1919						0			0
341	Gifted Programs Private Tuition	1920						0			0
342	Bilingual Programs Private Tuition	1921						0			0
343	Truants Alternative/Opt Ed Programs Private Tuition	1922						0			0
344	Total Instruction ¹⁴	1000	0	0	0	0	0	0	0	0	0
345	SUPPORT SERVICES (TF)	2000									
346	Support Services - Pupil	2100									
347	Attendance & Social Work Services	2110	0	0	0	0	0	0	0	0	0
348	Guidance Services	2120	0	0	0	0	0	0	0	0	0
349	Health Services	2130	0	0	0	0	0	0	0	0	0
350	Psychological Services	2140	0	0	0	0	0	0	0	0	0
351	Speech Pathology & Audiology Services	2150	0	0	0	0	0	0	0	0	0
352	Other Support Services - Pupils (Describe & Itemize)	2190	0	0	0	0	0	0	0	0	0
353	Total Support Services - Pupil	2100	0	0	0	0	0	0	0	0	0
354	Support Services - Instructional Staff	2200									
355	Improvement of Instruction Services	2210	0	0	0	0	0	0	0	0	0
356	Educational Media Services	2220	0	0	0	0	0	0	0	0	0
357	Assessment & Testing	2230	0	0	0	0	0	0	0	0	0
358	Total Support Services - Instructional Staff	2200	0	0	0	0	0	0	0	0	0
359	Support Services - General Administration	2300									
360	Board of Education Services	2310	0	0	0	0	0	0	0	0	0
361	Executive Administration Services	2320	0	0	0	0	0	0	0	0	0
362	Special Area Administration Services	2330	0	0	0	0	0	0	0	0	0
363	Claims Paid from Self Insurance Fund	2361	0	0	0	0	0	0	0		0
364	Risk Management and Claims Services Payments	2365	0	0	0	0	0	0	0		0
365	Total Support Services - General Administration	2300	0	0	0	0	0	0	0	0	0

	B	C	D	E	F	G	H	I	J	K	L
1			(100)	(200)	(300)	(400)	(500)	(600)	(700)	(800)	(900)
2	Description: Enter Whole Numbers Only	Funct #	Salaries	Employee Benefits	Purchased Services	Supplies & Materials	Capital Outlay	Other Objects	Non-Capitalized Equipment	Termination Benefits	Total
366	Support Services - School Administration	2400									
367	Office of the Principal Services	2410	0	0	0	0	0	0	0	0	0
368	Other Support Services - School Administration <i>(Describe & Itemize)</i>	2490	0	0	0	0	0	0	0	0	0
369	Total Support Services - School Administration	2400	0	0	0	0	0	0	0	0	0
370	Support Services - Business	2500									
371	Direction of Business Support Services	2510	0	0	0	0	0	0	0	0	0
372	Fiscal Services	2520	0	0	0	0	0	0	0	0	0
373	Facilities Acquisition & Construction Services	2530	0	0	0	0	0	0	0	0	0
374	Operation & Maintenance of Plant Services	2540	0	0	0	0	0	0	0	0	0
375	Pupil Transportation Services	2550	0	0	0	0	0	0	0	0	0
376	Food Services	2560	0	0	0	0	0	0	0	0	0
377	Internal Services	2570	0	0	0	0	0	0	0	0	0
378	Total Support Services - Business	2500	0	0	0	0	0	0	0	0	0
379	Support Services - Central	2600									
380	Direction of Central Support Services	2610	0	0	0	0	0	0	0	0	0
381	Planning, Research, Development & Evaluation Services	2620	0	0	0	0	0	0	0	0	0
382	Information Services	2630	0	0	0	0	0	0	0	0	0
383	Staff Services	2640	0	0	0	0	0	0	0	0	0
384	Data Processing Services	2660	0	0	0	0	0	0	0	0	0
385	Total Support Services - Central	2600	0	0	0	0	0	0	0	0	0
386	Other Support Services - Misc. <i>(Describe & Itemize)</i>	2900	0	0	0	0	0	0	0	0	0
387	Total Support Services	2000	0	0	0	0	0	0	0	0	0
388	COMMUNITY SERVICES (TF)	3000	0	0	0	0	0	0	0	0	0
389	PAYMENTS TO OTHER DIST & GOVT UNITS (TF)	4000									
390	Payments to Other Dist & Govt Units (In-State)	4100									
391	Payments for Regular Programs	4110			0			0			0
392	Payments for Special Education Programs	4120			0			0			0
393	Payments for Adult/Continuing Education Programs	4130			0			0			0
394	Payments for CTE Programs	4140			0			0			0
395	Payments for Community College Programs	4170			0			0			0
396	Other Payments to In-State Govt Units - Programs <i>(Describe & Itemize)</i>	4190			0			0			0
397	Total Payments to Other Dist & Govt Units (In-State)	4100			0			0			0
398	Payments for Regular Programs - Tuition	4210						0			0
399	Payments for Special Education Programs - Tuition	4220						0			0
400	Payments for Adult/Continuing Education Programs - Tuition	4230						0			0
401	Payments for CTE Programs - Tuition	4240						0			0
402	Payments for Community College Programs - Tuition	4270						0			0
403	Payments for Other Programs - Tuition	4280						0			0
404	Other Payments to In-State Govt Units - Tuition <i>(Describe & Itemize)</i>	4290						0			0
405	Total Payments to Other Dist & Govt Units - Tuition (In State)	4200						0			0
406	Payments for Regular Programs - Transfers	4310						0			0
407	Payments for Special Education Programs - Transfers	4320						0			0
408	Payments for Adult/Continuing Ed Programs - Transfers	4330						0			0
409	Payments for CTE Programs - Transfers	4340						0			0
410	Payments for Community College Program - Transfers	4370						0			0
411	Payments for Other Programs - Transfers	4380						0			0
412	Other Payments to In-State Govt Units - Transfers <i>(Describe & Itemize)</i>	4390			0			0			0
413	Total Payments to Other Dist & Govt Units-Transfers (In State)	4300			0			0			0
414	Payments to Other Dist & Govt Units (Out of State)	4400			0			0			0
415	Total Payments to Other Dist & Govt Units	4000			0			0			0
416	DEBT SERVICE (TF)	5000									
417	Debt Service - Interest on Short-Term Debt										
418	Tax Anticipation Warrants	5110						0			0
419	Tax Anticipation Notes	5120						0			0
420	Corporate Personal Property Replacement Tax Anticipation Notes	5130						0			0
421	State Aid Anticipation Certificates	5140						0			0
422	Other Interest or Short-Term Debt <i>(Describe & Itemize)</i>	5150						0			0
423	Debt Service - Interest on Long-Term Debt	5200						0			0

	B	C	D	E	F	G	H	I	J	K	L
1	Description: Enter Whole Numbers Only	Funct #	(100)	(200)	(300)	(400)	(500)	(600)	(700)	(800)	(900)
2			Salaries	Employee Benefits	Purchased Services	Supplies & Materials	Capital Outlay	Other Objects	Non-Capitalized Equipment	Termination Benefits	Total
424	Debt Service - Payments of Principal on Long-Term Debt ¹⁵ (Lease/Purchase Principal Retired) (Describe & Itemize)	5300						0			0
425	Debt Service - Other (Describe & Itemize)	5400			0			0			0
426	Total Debt Service	5000			0			0			0

	B	C	D	E	F	G	H	I	J	K	L
1	Description: Enter Whole Numbers Only	Funct #	(100) Salaries	(200) Employee Benefits	(300) Purchased Services	(400) Supplies & Materials	(500) Capital Outlay	(600) Other Objects	(700) Non-Capitalized Equipment	(800) Termination Benefits	(900) Total
2											
427	PROVISION FOR CONTINGENCIES (TF)	6000						0			0
428	Total Direct Disbursements/Expenditures		0	0	0	0	0	0	0	0	0
429	Excess (Deficiency) of Receipts/Revenues Over Disbursements/Expenditures										0
430											
431	90 - FIRE PREVENTION & SAFETY FUND (FP&S)										
432	SUPPORT SERVICES (FP&S)	2000									
433	Support Services - Business	2500									
434	Facilities Acquisition & Construction Services	2530	0	0	0	0	0	0	0		0
435	Operation & Maintenance of Plant Service	2540	0	0	0	0	0	0	0		0
436	Total Support Services - Business	2500	0	0	0	0	0	0	0		0
437	Other Support Services - Misc. (Describe & Itemize)	2900	0	0	0	0	0	0	0		0
438	Total Support Services	2000	0	0	0	0	0	0	0		0
439	PAYMENTS TO OTHER DISTRICTS & GOVT UNITS (FP&S)	4000									
440	Payments to Regular Programs	4110						0			0
441	Payments to Special Education Programs	4120						0			0
442	Other Payments to In-State Govt Units - Programs (Describe & Itemize)	4190						0			0
443	Total Payments to Other Districts & Govt Units (FPS)	4000						0			0
444	DEBT SERVICE (FP&S)	5000									
445	Debt Service - Interest on Short-Term Debt	5100									
446	Tax Anticipation Warrants	5110						0			0
447	Other Interest on Short-Term Debt (Describe & Itemize)	5150						0			0
448	Total Debt Service - Interest on Short-Term Debt	5100						0			0
449	Debt Service - Interest on Long-Term Debt	5200						0			0
450	Debt Service - Payments of Principal on Long-Term Debt ¹⁵ (Lease/Purchase Principal Retired) (Describe & Itemize)	5300						0			0
451	Total Debt Service	5000						0			0
452	PROVISIONS FOR CONTINGENCIES (FP&S)	6000						0			0
453	Total Direct Disbursements/Expenditures		0	0	0	0	0	0	0		0
454	Excess (Deficiency) of Receipts/Revenues Over Disbursements/Expenditures										0

This page is provided for detailed itemizations as requested within the body of the Report.

Please enter notes in "Source of Revenue/Use of Expense" column for the below line items. If page does not list specific revenues/expenditures, no itemization notes are required.

Fund-Account Number	Source of Revenue/Use of Expense	Amount
Estimated Revenues		
Estimated Expenditures		

	A	B	C	D	E	F	G
1		DEFICIT BUDGET SUMMARY INFORMATION - Operating Funds Only (School Districts Only)					
2		Description	EDUCATIONAL FUND (10)	OPERATIONS & MAINTENANCE FUND (20)	TRANSPORTATION FUND (40)	WORKING CASH FUND (70)	TOTAL
3		Direct Revenues	21,595,983	2,561,192	2,206,464	4,986	26,368,624
4		Direct Expenditures	22,306,936	1,834,977	2,225,056		26,366,969
5		Difference	(710,954)	726,215	(18,592)	4,986	1,655
6		Estimated Fund Balance - June 30, 2023	3,650,311	1,456,359	1,150,947	1,311,847	7,569,464
7		Balanced budget; no Deficit Reduction Plan is required.					
8		<i>A deficit reduction plan is required if the local board of education adopts (or amends) the 2022-2023 school district budget in which the "operating funds" listed above result in direct revenues (line 9, BudgetSum 2-4) being less than direct expenditures (line 19, BudgetSum 2-4) by an amount equal to or greater than one-third (1/3) of the ending fund balance (line 81, BudgetSum 2-4).</i>					
9							
11		Note: The balance is determined using only the four funds listed above. That is, if the estimated ending fund balance is less than three times the deficit spending, the district must adopt and file with ISBE a deficit reduction plan to balance the shortfall within three years.					
13		Per School Code (105 ILCS 5/17-1) - If the Deficit AFR Summary Information tab from the 2021-2022 Annual Financial Report (AFR) reflects a deficit as defined above, then the school district shall adopt and submit a deficit reduction plan (found here on page 23-27) to ISBE within 30 days after acceptance of the AFR.					
14							
15		The deficit reduction plan, if required, is developed using ISBE guidelines and format.					

ILLINOIS STATE BOARD OF EDUCATION
School Business Services Division

	A	B	C	D	E	F	G	H	I	J	K	L
1	*School Districts Only		DEFICIT REDUCTION PLAN ESTIMATED BUDGET FY2022-2023					ESTIMATED BUDGET FY2023-2024				
2												
3	34049075002											
4	District Number											
5	Mundelein ESD 75											
6	District Name		Educational Fund	Operations & Maintenance Fund	Transportation Fund	Working Cash Fund	Total	Educational Fund	Operations & Maintenance Fund	Transportation Fund	Working Cash Fund	Total
7	ESTIMATED BEGINNING FUND BALANCE <i>(must equal prior Ending Fund Balance)</i>		4,361,265	730,144	1,169,539	1,306,861	7,567,809	3,650,311	1,456,359	1,150,947	1,311,847	7,569,464
8	RECEIPTS/REVENUES	Acct #										
9	LOCAL SOURCES	1000	12,971,483	2,561,192	1,342,347	4,986	16,880,008					0
10	FLOW-THROUGH RECEIPTS/REVENUES FROM ONE DISTRICT TO ANOTHER DISTRICT	2000	0	0	0		0					0
11	STATE SOURCES	3000	6,240,572	0	864,117	0	7,104,689					0
12	FEDERAL SOURCES	4000	2,383,927	0	0	0	2,383,927					0
13	Total Receipts/Revenues		21,595,983	2,561,192	2,206,464	4,986	26,368,624	0	0	0	0	0
14	DISBURSEMENTS/EXPENDITURES	Funct #										
15	INSTRUCTION	1000	13,162,651				13,162,651					0
16	SUPPORT SERVICES	2000	6,913,569	1,834,977	2,202,171		10,950,717					0
17	COMMUNITY SERVICES	3000	330,275	0	0		330,275					0
18	PAYMENTS TO OTHER DISTRICTS & GOVT. UNITS	4000	1,900,441	0	22,885		1,923,326					0
19	DEBT SERVICES	5000	0	0	0		0					0
20	PROVISION FOR CONTINGENCIES	6000	0	0	0		0					0
21	Total Disbursements/Expenditures		22,306,936	1,834,977	2,225,056		26,366,969	0	0	0		0
22	Excess of Receipts/Revenue Over/(Under) Disbursements/Expenditures		(710,954)	726,215	(18,592)	4,986	1,655	0	0	0	0	0
23	OTHER SOURCES/USES OF FUNDS											
24	OTHER SOURCES OF FUNDS (7000)		0	0	0	0	0					0
25	OTHER USES OF FUNDS (8000)		0	0	0	0	0					0
26	TOTAL OTHER SOURCES/USES OF FUNDS		0	0	0	0	0	0	0	0	0	0
27	ESTIMATED ENDING FUND BALANCE		3,650,311	1,456,359	1,150,947	1,311,847	7,569,464	3,650,311	1,456,359	1,150,947	1,311,847	7,569,464

ILLINOIS STATE BOARD OF EDUCATION
School Business Services Division

	A	B	M	N	O	P	Q	R	S	T	U	V
1	*School Districts Only		ESTIMATED BUDGET FY2024-2025					ESTIMATED BUDGET FY2025-2026				
2												
3	34049075002											
4	District Number											
5	Mundelein ESD 75											
6	District Name		Educational Fund	Operations & Maintenance Fund	Transportation Fund	Working Cash Fund	Total	Educational Fund	Operations & Maintenance Fund	Transportation Fund	Working Cash Fund	Total
7	ESTIMATED BEGINNING FUND BALANCE <i>(must equal prior Ending Fund Balance)</i>		3,650,311	1,456,359	1,150,947	1,311,847	7,569,464	3,650,311	1,456,359	1,150,947	1,311,847	7,569,464
8	RECEIPTS/REVENUES	Acct #										
9	LOCAL SOURCES	1000					0					0
10	FLOW-THROUGH RECEIPTS/REVENUES FROM ONE DISTRICT TO ANOTHER DISTRICT	2000					0					0
11	STATE SOURCES	3000					0					0
12	FEDERAL SOURCES	4000					0					0
13	Total Receipts/Revenues		0	0	0	0	0	0	0	0	0	0
14	DISBURSEMENTS/EXPENDITURES	Funct #										
15	INSTRUCTION	1000					0					0
16	SUPPORT SERVICES	2000					0					0
17	COMMUNITY SERVICES	3000					0					0
18	PAYMENTS TO OTHER DISTRICTS & GOVT. UNITS	4000					0					0
19	DEBT SERVICES	5000					0					0
20	PROVISION FOR CONTINGENCIES	6000					0					0
21	Total Disbursements/Expenditures		0	0	0		0	0	0	0		0
22	Excess of Receipts/Revenue Over/(Under) Disbursements/Expenditures		0	0	0	0	0	0	0	0	0	0
23	OTHER SOURCES/USES OF FUNDS											
24	OTHER SOURCES OF FUNDS (7000)						0					0
25	OTHER USES OF FUNDS (8000)						0					0
26	TOTAL OTHER SOURCES/USES OF FUNDS		0	0	0	0	0	0	0	0	0	0
27	ESTIMATED ENDING FUND BALANCE		3,650,311	1,456,359	1,150,947	1,311,847	7,569,464	3,650,311	1,456,359	1,150,947	1,311,847	7,569,464

	A	B	W	X	Y	Z
1	*School Districts Only		SUMMARY BUDGET ADDENDUM - DEFICIT REDUCTION PLAN ESTIMATED BUDGET Date of Adoption: <input type="text"/> <small>(Enter as MM/DD/YY)</small>			
2						
3	34049075002					
4	District Number					
5	Mundelein ESD 75					
6	District Name		FY2022-2023	FY2023-2024	FY2024-2025	FY2025-2026
7	ESTIMATED BEGINNING FUND BALANCE <i>(must equal prior Ending Fund Balance)</i>		7,567,809	7,569,464	7,569,464	7,569,464
8	RECEIPTS/REVENUES	Acct #				
9	LOCAL SOURCES	1000	16,880,008	0	0	0
10	FLOW-THROUGH RECEIPTS/REVENUES FROM ONE DISTRICT TO ANOTHER DISTRICT	2000	0	0	0	0
11	STATE SOURCES	3000	7,104,689	0	0	0
12	FEDERAL SOURCES	4000	2,383,927	0	0	0
13	Total Receipts/Revenues		26,368,624	0	0	0
14	DISBURSEMENTS/EXPENDITURES	Funct #				
15	INSTRUCTION	1000	13,162,651	0	0	0
16	SUPPORT SERVICES	2000	10,950,717	0	0	0
17	COMMUNITY SERVICES	3000	330,275	0	0	0
18	PAYMENTS TO OTHER DISTRICTS & GOVT. UNITS	4000	1,923,326	0	0	0
19	DEBT SERVICES	5000	0	0	0	0
20	PROVISION FOR CONTINGENCIES	6000	0	0	0	0
21	Total Disbursements/Expenditures		26,366,969	0	0	0
22	Excess of Receipts/Revenue Over/(Under) Disbursements/Expenditures		1,655	0	0	0
23	OTHER SOURCES/USES OF FUNDS					
24	OTHER SOURCES OF FUNDS (7000)		0	0	0	0
25	OTHER USES OF FUNDS (8000)		0	0	0	0
26	TOTAL OTHER SOURCES/USES OF FUNDS		0	0	0	0
27	ESTIMATED ENDING FUND BALANCE		7,569,464	7,569,464	7,569,464	7,569,464

Deficit Reduction Plan-Background/Assumptions (School Districts Only)
Fiscal Year 2022-2023
through Fiscal Year 2025-2026

Mundelein ESD 75	34049075002
-------------------------	--------------------

Please complete the following schedule and include a brief description to identify any areas of the budget that will be impacted from one year to the next. If the deficit reduction plan relies upon new local revenues, identify contingencies for further budget reductions which will be enacted in the event those new revenues are not available.

1. Background and Narrative of Budget Reductions:

2. Assumptions Used in the Deficit Reduction Plan:

- EBF and Estimated New Tier Funding:

- Equal Assessed Valuation and Tax Rates:

- Employee Salaries and Benefits:

- Short- and Long-Term Borrowing:

- Educational Impact:

- Other Assumptions:

- Has the district considered shared services or outsourcing (Ex: Transportation, Insurance)? If yes, please explain:

REPORTING OF PUBLIC VENDOR CONTRACTS OF \$1,000 OR MORE (School Districts Only)

In accordance with the School Code, Section 10-20.21, all school districts are required to file a report listing 'vendor contracts' as an attachment to their budget. In this context, the term "vendor contracts" refers to "all contracts and agreements that pertain to goods and services that were intended to generate additional revenue and other remunerations for the school district in excess of \$1,000, including without limitation vending machine contracts, sports and other attire, class rings, and photographic services. **The report is to list information regarding such contracts for the fiscal year immediately preceding the fiscal year of the budget.** All such contracts executed on or after July 1, 2007 must be approved by the school board.

See: School Code, Section 10-20.21 - Contracts

If more rows are required, select a cell above where you'd like additional rows. Then click "Add Rows" button to the right and enter number of desired rows. Rows will generate beneath the selected cell.

[illegible]

Reference Description

- ¹ Each fund balance should correspond to the fund balance reflected on the books as of June 30th - Balance Sheet Accounts #720 and #730 (audit figures, if available).
- ² Accounting and Financial Reporting for Certain Grants and Other Financial Assistance. The "On-Behalf" Payments should only be reflected on this page (Budget Summary, Lines 10 and 20).
- ³ Requires the secretary of the school board to notify the county clerk (within 30 days of the transfer approval) to abate an equal amount of taxes to be next extended. See Sec. 10-22.14 & 17-2.11.
- ^{3a} Requires notification to the county clerk to abate an equal amount from taxes next extended. See section 10-22.14
- ⁴ Principal on Bonds Sold:
 - (1) Funding Bonds are to be entered in the fund or funds in which the liability occurs.
 - (2) Refunding Bonds can be entered in the Debt Services Fund only.
 - (3) Building Bonds can be entered in the Capital Projects Fund only.
 - (4) Fire Prevention and Safety Bonds can be entered in the Fire Prevention & Safety Fund only.
- ⁵ The proceeds from the sale of school sites, buildings, or other real estate shall be used first to pay the principal and interest on any outstanding bonds on the property being sold, and after all such bonds have been retired, the remaining proceeds from the sale next shall be used by the school board to meet any urgent district needs as determined under Sections 2-3.12 and 17-2.11 of the School Code. Once these issues have been addressed, any remaining proceeds may be used for any other authorized purpose and for deposit into any district fund.
- ⁶ The School Code, Section 10-22.44 prohibits the transfer of interest earned on the investment of "any funds for purposes of Illinois Municipal Retirement under the Pension Code." This prohibition does not include funds for Social Security and Medicare-only purposes. For additional requirements on interest earnings, see 23 Illinois Administrative Code, Part 100, Section 100.50.
- ⁷ Cash plus investments must be greater than or equal to zero.
- ⁸ For cash basis budgets, this total will equal the Budget Summary - Total Direct Receipts/Revenues (Line 9) plus Total Other Sources of Funds (Line 46).
- ⁹ For cash basis budgets, this total will equal the Budget Summary - Total Direct Disbursements/Expenditures (Line 19) plus Total Other Uses of Funds (Line 79).
- ¹⁰ Working Cash Fund loans may be made to any district fund for which taxes are levied (Section 20-5 of the School Code).
- ¹¹ Include revenue accounts 1110 through 1115, 1117, 1118 & 1120.
- ¹² The School Code Section 17-2.2c. Tax for leasing educational facilities or computer technology or both, and for temporary relocation expense purposes.
- ¹³ Corporate personal property replacement tax revenue must be first applied to the Municipal Retirement/Social Security Fund to replace tax revenue lost due to the abolition of the corporate personal property tax (30 ILCS 115/12). This provision does not apply to taxes levied for Medicare-Only purposes.
- ¹⁴ Only tuition payments made to private facilities. See Functions 4200 or 4400 for estimated public facility disbursements/expenditures.
- ¹⁵ Payment towards the retirement of lease/purchase agreements or bonded/other indebtedness principal only otherwise reported within the fund - e.g.: alternate revenue bonds. (Describe & Itemize)
- ¹⁶ Only abolishment of Working Cash Fund must transfer its funds directly to the Educational Fund upon adoption of a resolution and at the close of the current school Year (see 105 ILCS 5/20-8 for further explanation)
Only abatement of working cash fund can transfer its funds to any fund in most need of money
(see 105 ILCS 5/20-10 for further explanation)