

**RESOLUTION REGARDING THE
BUDGET APPROPRIATION ORDINANCE
FOR THE FISCAL YEAR 2022-2023**

NOW, THEREFORE, BE IT RESOLVED by the Board of Education ("Board") of Mundelein Elementary School District 75 ("the School District"), Lake County, State of Illinois, that T. Rancak, Chief Financial Officer/CSBO, has prepared the budget for the fiscal year beginning July 1, 2022 and ending June 30, 2023.


That the undersigned, duly elected, qualified and acting President of the Board of Education of Mundelein Elementary School District 75 of Lake County, State of Illinois, examined the budget for said School District for the Fiscal Year 2022-2023.

Said budget was duly adopted by the Board of Mundelein Elementary School District 75 of Lake County, State of Illinois, on the 21st day of June, 2022, at an official meeting of the Board of Education immediately following the Public Hearing which was published in the local newspaper 30 days prior to the Public Hearing of said budget.


ADOPTED this 21st day of June, 2022, upon motion, a second, and a roll call vote taken and the members voted as follows:

	Motion	2 nd	Members Voting Aye	Members Voting Nay	Members Abstaining	Members Absent
Eric Billittier	<input type="checkbox"/>	<input type="checkbox"/>	<input checked="" type="checkbox"/>	<input type="checkbox"/>	<input type="checkbox"/>	<input type="checkbox"/>
Kristie Fingerhut	<input type="checkbox"/>	<input type="checkbox"/>	<input checked="" type="checkbox"/>	<input type="checkbox"/>	<input type="checkbox"/>	<input type="checkbox"/>
Emily Karl	<input type="checkbox"/>	<input type="checkbox"/>	<input checked="" type="checkbox"/>	<input type="checkbox"/>	<input type="checkbox"/>	<input type="checkbox"/>
Freddy Gallegos	<input type="checkbox"/>	<input type="checkbox"/>	<input type="checkbox"/>	<input type="checkbox"/>	<input type="checkbox"/>	<input checked="" type="checkbox"/>
Alvin Hitzke	<input type="checkbox"/>	<input type="checkbox"/>	<input checked="" type="checkbox"/>	<input type="checkbox"/>	<input type="checkbox"/>	<input type="checkbox"/>
Kevin Holly	<input type="checkbox"/>	<input checked="" type="checkbox"/>	<input checked="" type="checkbox"/>	<input type="checkbox"/>	<input type="checkbox"/>	<input type="checkbox"/>
Raymond Rose	<input checked="" type="checkbox"/>	<input type="checkbox"/>	<input checked="" type="checkbox"/>	<input type="checkbox"/>	<input type="checkbox"/>	<input type="checkbox"/>

ATTEST:



 Kristie Fingerhut, Secretary | Board of Education
 Mundelein Elementary School District 75



 Kevin Holly, President | Board of Education
 Mundelein Elementary School District 75

STATE OF ILLINOIS)
) SS
COUNTY OF LAKE)

CERTIFICATE


I, the undersigned, duly elected, qualified and acting Secretary of the Board of Education of MUNDELEIN ELEMENTARY SCHOOL DISTRICT 75, Lake County, State of Illinois, do further certify that on the 21st day of June, 2022, there was a resolution entitled:

**RESOLUTION REGARDING THE
BUDGET APPROPRIATION ORDINANCE
FOR THE FISCAL YEAR 2022-2023**

duly adopted by the Board of Education of MUNDELEIN ELEMENTARY SCHOOL DISTRICT 75, Lake County, State of Illinois, on the 21st day of June, 2022, at an official meeting of the Board of Education.

I do further certify that the deliberations of the Board on the adoption of said resolution were conducted openly, that the vote on the adoption of said resolution was taken openly, that said meeting was held at a specified time and place convenient to the public, that notice of said meeting was duly given to all of the news media requesting such notice, that said meeting was called and held in strict compliance with the provisions of the Open Meetings Act of the State of Illinois, as amended, and with the provisions of the School Code of the State of Illinois, as amended, and that the Board has complied with all of the provisions of said Act and said Code and with all the procedural rules of the Board in conduct of said meeting and in the adoption of said resolution.

Dated this the 21st day of June, 2022.



Kristie Fingerhut, Secretary | Board of Education
Mundelein Elementary School District 75

Mundelein School District 75
Building bright futures together!



FY23 Budget for Adoption

As of: April 30, 2022

T. Rancak, Chief Financial Officer/CSBO

Apr '22

2022
23



Mundelein School District 75

FY23 Budget for Adoption

As of: April 30, 2022

All Funds - Year at a Glance (YAAG)

2022/2023 FY23 Budget for Adoption | All Funds - Year at a Glance (YAAG)

	FY20 Activity	FY21 Activity	Adopted Budget	FY23 Budget for Adoption	% of PY	Change from PY
Revenues by Source						
Tax Levy	\$ 16,936,224	\$ 17,285,294	\$ 17,725,852	\$ 18,010,543	2%	\$ 284,691
Corporate Taxes (CPPRT)	114,603	159,676	101,154	346,420	242%	245,266
Tuition, Registration, and Fees	260,091	205,674	275,628	237,341	-14%	(38,287)
Earnings on Investments	460,601	97,159	98,158	142,199	45%	44,041
Food Service Revenue	566,262	317,550	643,719	632,159	-2%	(11,560)
Other Local & Flow Through Funds	533,188	1,161,515	595,863	665,351	12%	69,488
State EBF, Categoricals, & Grants	5,115,152	6,164,259	5,937,245	7,094,213	19%	1,156,968
Title Grants	177,899	287,219	342,149	198,822	-42%	(143,327)
Federal Special Education	234,224	434,610	716,960	548,127	-24%	(168,833)
Other Federal Funds	282,001	99,726	273,069	371,821	36%	98,752
COVID Relief Funding	-	434,773	913,084	893,110	-2%	(19,974)
Total Revenues	\$ 24,680,244	\$ 26,647,456	\$ 27,622,881	\$ 29,140,106	5%	\$ 1,517,225
On-Behalf Payments Flow Through	7,985,618	8,724,630	9,000,000	9,000,000	0%	-
Total Revenues & Flow Through	\$ 32,665,862	\$ 35,372,086	\$ 36,622,881	\$ 38,140,106	4%	\$ 1,517,225
Expenditures by Object						
Cert & Non-Cert Admin Salaries	\$ 987,204	\$ 1,045,968	\$ 1,086,014	\$ 1,141,455	5%	\$ 55,441
Certified Staff Salaries	7,665,084	8,049,544	8,264,018	8,676,073	5%	412,055
Aides, Nurses, Social Wk & Psych	1,489,082	1,590,813	1,897,679	2,058,361	8%	160,682
Building Support Salaries	501,655	459,107	588,592	805,359	37%	216,767
Custodial & Maintenance Salaries	431,848	431,179	496,183	544,513	10%	48,330
Stipends Subs & Other Salaries	332,451	645,478	502,540	1,055,965	110%	553,425
Retirement and Social Security	738,204	755,296	796,955	972,226	22%	175,271
Insurance Benefits	2,053,783	2,486,739	2,317,631	2,226,590	-4%	(91,041)
Other Employee Benefits	178,070	190,430	213,417	170,110	-20%	(43,307)
Food Service	400,190	292,677	418,810	437,769	5%	18,959
Custodial Service	470,840	427,732	459,200	455,652	-1%	(3,548)
Pupil Transportation Service	1,562,433	1,253,421	1,897,234	2,149,471	13%	252,237
D120 Shared Services	722,194	823,011	903,171	903,782	0%	611
Other Purchased Services	895,423	2,084,152	1,431,139	1,422,336	-1%	(8,803)
Textbooks	221,898	226,381	193,187	373,023	93%	179,836
Utilities	428,618	346,102	369,794	414,432	12%	44,638
Supplies & Materials	486,903	599,026	803,650	873,621	9%	69,971
Capital Outlay & Equipment	372,639	416,417	501,519	507,735	1%	6,216
Principal & Interest	1,665,709	1,712,362	1,780,294	1,839,077	3%	58,783
Out of District SpEd Services	1,452,326	1,349,959	1,275,027	1,180,942	-7%	(94,085)
Other Objects	32,994	31,727	40,772	80,378	97%	39,606
Capital Projects, Repairs, & Maint.	1,656,000	1,727,598	3,336,213	2,572,233	-23%	(763,980)
COVID Expenses	65,974	568,297	913,084	226,164	-75%	(686,920)
Total Expenditures	\$ 24,811,523	\$ 27,513,417	\$ 30,486,124	\$ 31,087,267	2%	\$ 601,143
On-Behalf Payments Flow Through	7,985,618	8,724,630	9,000,000	9,000,000	0%	-
Total Expenditures & Flow Through	\$ 32,797,141	\$ 36,238,047	\$ 39,486,124	\$ 40,087,267	2%	\$ 601,143
Revenues Less Expenditures	(131,279)	(865,961)	(2,863,243)	(1,947,161)		
Other Financing Sources	289,003	-	76,942	-		
Other Financing Uses	(289,003)	-	(76,942)	-		
Operating Results	\$ (131,279)	\$ (865,961)	\$ (2,863,243)	\$ (1,947,161)		



Mundelein School District 75

FY23 Budget for Adoption

As of: April 30, 2022

Operating Funds - Year at a Glance (YAAG)

2022/2023 FY23 Budget for Adoption | Operating Funds - Year at a Glance (YAAG)

	FY20 Activity	FY21 Activity	Adopted Budget	FY23 Budget for Adoption	% of PY	Change from PY
Revenues by Source						
Tax Levy	\$ 15,315,652	\$ 15,596,565	\$ 15,968,965	\$ 16,214,011	102%	\$ 245,046
Corporate Taxes (CPPRT)	98,262	50,002	51,152	104,395	204%	53,243
Tuition, Registration, and Fees	260,091	205,674	275,628	237,341	86%	(38,287)
Earnings on Investments	345,245	76,070	76,942	120,983	157%	44,041
Food Service Revenue	566,262	317,550	643,719	632,159	98%	(11,560)
Other Local & Flow Through Funds	533,188	1,122,936	595,863	665,351	112%	69,488
State EBF, Categoricals, & Grants	5,115,152	6,164,259	5,937,245	7,094,213	119%	1,156,968
Title Grants	258,651	227,415	425,614	276,546	65%	(149,068)
Federal Special Education	234,224	434,610	716,960	548,127	76%	(168,833)
Other Federal Funds	201,249	159,530	189,604	294,097	155%	104,493
COVID Relief Funding	-	434,773	913,084	893,110	98%	(19,974)
Total Revenues	\$ 22,927,974	\$ 24,789,384	\$ 25,794,776	\$ 27,080,334	105%	\$ 1,285,558
On-Behalf Payments Flow Through	7,985,618	8,724,630	9,000,000	9,000,000	100%	-
Total Revenues & Flow Through	\$ 30,913,592	\$ 33,514,014	\$ 34,794,776	\$ 36,080,334	104%	\$ 1,285,558
Expenditures by Object						
Cert & Non-Cert Admin Salaries	\$ 987,204	\$ 1,045,968	\$ 976,014	\$ 943,378	97%	\$ (32,636)
Certified Staff Salaries	7,665,084	8,049,544	8,264,018	8,614,873	104%	350,855
Aides, Nurses, Social Wk & Psych	1,489,082	1,590,813	1,897,679	2,033,881	107%	136,202
Building Support Salaries	501,655	459,107	588,592	647,538	110%	58,946
Custodial & Maintenance Salaries	430,948	431,147	496,183	544,513	110%	48,330
Stipends Subs & Other Salaries	837,834	576,273	502,540	958,045	191%	455,505
Retirement and Social Security	738,204	752,304	796,950	844,778	106%	47,828
Insurance Benefits	2,053,700	2,485,371	2,317,630	2,226,590	96%	(91,040)
Other Employee Benefits	178,070	190,430	213,417	170,110	80%	(43,307)
Food Service	400,190	292,677	418,810	437,769	105%	18,959
Custodial Service	470,840	427,732	459,200	455,652	99%	(3,548)
Pupil Transportation Service	1,562,433	1,253,421	1,897,234	2,149,471	113%	252,237
D120 Shared Services	722,194	823,011	903,171	903,782	100%	611
Other Purchased Services	895,423	2,084,152	1,431,139	1,422,336	99%	(8,803)
Textbooks	221,898	226,381	193,187	373,023	193%	179,836
Utilities	428,618	346,102	369,794	414,432	112%	44,638
Supplies & Materials	486,903	599,026	803,650	873,621	109%	69,971
Capital Outlay & Equipment	370,285	416,417	501,519	507,735	101%	6,216
Principal & Interest	-	-	-	-	-	-
Out of District SpEd Services	1,452,326	1,349,959	1,275,027	1,180,942	93%	(94,085)
Other Objects	32,994	31,252	40,772	80,378	197%	39,606
Capital Projects, Repairs, & Maint.	363,592	508,189	336,213	384,551	114%	48,338
COVID Expenses	65,974	641,861	1,023,090	893,110	87%	(129,980)
Total Expenditures	\$ 22,355,449	\$ 24,581,138	\$ 25,705,830	\$ 27,060,508	105%	\$ 1,354,678
On-Behalf Payments Flow Through	7,985,618	8,724,630	9,000,000	9,000,000	100%	-
Total Expenditures & Flow Through	\$ 30,341,067	\$ 33,305,768	\$ 34,705,830	\$ 36,060,508	104%	\$ 1,354,678
Revenues Less Expenditures	572,525	208,246	88,946	19,826		
Other Financing Sources	-	-	-	-		
Other Financing Uses	(289,003)	-	(76,942)	-		
Operating Results	\$ 283,522	\$ 208,246	\$ 12,004	\$ 19,826		



Mundelein School District 75

FY23 Budget for Adoption

As of: April 30, 2022

Capital Projects Fund - Year at a Glance (YAAG)

2022/2023 FY23 Budget for Adoption | Capital Projects Fund - Year at a Glance (YAAG)

	FY20 Activity	FY21 Activity	Adopted Budget	FY23 Budget for Adoption	% of PY	Change from PY
Revenues by Source						
Tax Levy	\$ -	\$ -	\$ -	\$ -		\$ -
Corporate Taxes (CPPRT)	16,341	109,674	50,002	242,025	21%	192,023
Tuition, Registration, and Fees	-	-	-	-		-
Earnings on Investments	81,291	11,425	11,441	11,441	100%	-
Food Service Revenue	-	-	-	-		-
Other Local & Flow Through Funds	-	38,580	-	-		-
State EBF, Categoricals, & Grants	-	-	-	-		-
Title Grants	-	-	-	-		-
Federal Special Education	-	-	-	-		-
Other Federal Funds	-	-	-	-		-
COVID Relief Funding	-	-	-	-		-
Total Revenues	\$ 97,632	\$ 159,679	\$ 61,443	\$ 253,466	24%	\$ 192,023
On-Behalf Payments Flow Through	-	-	-	-		-
Total Revenues & Flow Through	\$ 97,632	\$ 159,679	\$ 61,443	\$ 253,466	24%	\$ 192,023
Expenditures by Object						
Cert & Non-Cert Admin Salaries	\$ -	\$ -	\$ -	\$ -		\$ -
Certified Staff Salaries	-	-	-	-		-
Aides, Nurses, Social Wk & Psych	-	-	-	-		-
Building Support Salaries	-	-	-	-		-
Custodial & Maintenance Salaries	900	32	-	-		-
Stipends Subs & Other Salaries	-	-	-	-		-
Retirement and Social Security	-	-	-	-		-
Insurance Benefits	83	-	-	-		-
Other Employee Benefits	-	-	-	-		-
Food Service	-	-	-	-		-
Custodial Service	-	-	-	-		-
Pupil Transportation Service	-	-	-	-		-
D120 Shared Services	-	-	-	-		-
Other Purchased Services	-	-	-	-		-
Textbooks	-	-	-	-		-
Utilities	-	-	-	-		-
Supplies & Materials	-	-	-	-		-
Capital Outlay & Equipment	2,354	-	-	-		-
Principal & Interest	-	-	-	-		-
Out of District SpEd Services	-	-	-	-		-
Other Objects	-	-	-	-		-
Capital Projects, Repairs, & Maint.	1,292,408	1,219,410	3,000,000	2,187,682	137%	(812,318)
COVID Expenses	-	-	-	-		-
Total Expenditures	\$ 1,295,746	\$ 1,219,442	\$ 3,000,000	\$ 2,187,682	137%	\$ (812,318)
On-Behalf Payments Flow Through	-	-	-	-		-
Total Expenditures & Flow Through	\$ 1,295,746	\$ 1,219,442	\$ 3,000,000	\$ 2,187,682	137%	\$ (812,318)
Revenues Less Expenditures	(1,198,114)	(1,059,763)	(2,938,557)	(1,934,216)		
Adjustments to Fund Balance	-	-	-	-		-
Other Financing Sources	289,003	-	76,942	-		-
Other Financing Uses	-	-	-	-		-
Operating Results	\$ (909,111)	\$ (1,059,763)	\$ (2,861,615)	\$ (1,934,216)		